



Gwinnett
Financial Services

MONTHLY
FINANCIAL
STATUS
REPORT

FOR THE PERIOD ENDED
OCTOBER 31, 2021
(UNAUDITED)

GWINNETT COUNTY
GEORGIA

www.gwinnettcounty.com



MEMORANDUM

TO: Nicole L. Hendrickson, Chairwoman
District Commissioners
Glenn Stephens, County Administrator
Maria Woods, Deputy County Administrator/CFO

FROM: Buffy Alexzulian
Director of Financial Services

SUBJECT: Monthly Financial Report for the Period Ended October 31, 2021

DATE: November 29, 2021

This report, which includes unaudited information for the fiscal year through October 2021, is prepared by the Department of Financial Services as a summary of revenues and expenditures for all County operating funds. The primary purpose of this monthly report is to provide timely information regarding year-to-date financial performance.

This report includes:

Executive Summary	Page 2
Financial Summaries by Fund	Page 11
Budget Adjustments by Fund Schedule	Page 56

EXECUTIVE SUMMARY

Overview of Financial Variances

The most notable variance this month is related to property tax collections. In 2021, real and personal property tax bills were due October 15. However, in 2020, due to delays resulting from the pandemic, bills were due December 1. As a result of this difference in timing, property tax revenues across all tax-related funds reflect a \$447.9 million year-over-year increase. A portion of the variance is attributable to the increase of \$28.7 million, or 6.0 percent, in tax billings for 2021 because of growth in the tax digest. For the same reasons, there is also a year-over-year increase in tax commissions (charges for services) in the General Fund.

2021 Budget Adjustments

On October 5, 2021, the Board of Commissioners approved an amendment to the 2021 Budget to reflect adjustments to revenues based on actual receipts and anticipated appropriations. The approved changes included the following adjustments:

- A change in organizational structure to create the Communications Department and to add 20 additional full-time positions
- Increase contributions from General Fund to the Transit Fund for future transit needs
- Increase contributions from General Fund to capital funds to help alleviate the need for contributions with the 2022 budget and to establish sufficient funding of local match for grants
- Additional funding for Economic Development to develop marketing communications to welcome residents and businesses to Gwinnett County
- Additional funding for Human Resources for succession planning services.

Also, at the October 5, 2021 meeting, the Board of Commissioners approved a 4 percent market adjustment for eligible County employees. They approved raising the salaries of first responders in Police, Fire and Emergency Services, Sheriff's Office, Corrections, and E911 by an additional 4 percent, bringing the total pay increase for these frontline employees to 8 percent. This decision supports the County's goal to retain and recruit an effective workforce and underscores hiring challenges caused by an increasingly competitive job market, especially in public safety.

2022 Budget Presentation

Chairwoman Nicole Hendrickson presented the proposed \$2.06 billion budget for fiscal year 2022 during a briefing on November 16, 2021. The proposed budget is up 7.8 percent from the 2021 adopted budget. It consists of a \$1.6 billion operating budget and a \$454 million capital improvements budget, which includes funds from the County's SPLOST program. More information about the proposed budget is available on the County's website.

Commissioners will hold a public hearing on Monday, December 6, 2021 at 7:00pm in the Gwinnett Justice and Administration Center auditorium to receive comments on the proposed budget. Public input is also being accepted online through December 31. The Board will consider the fiscal year 2022 budget on Tuesday, January 4, 2022.

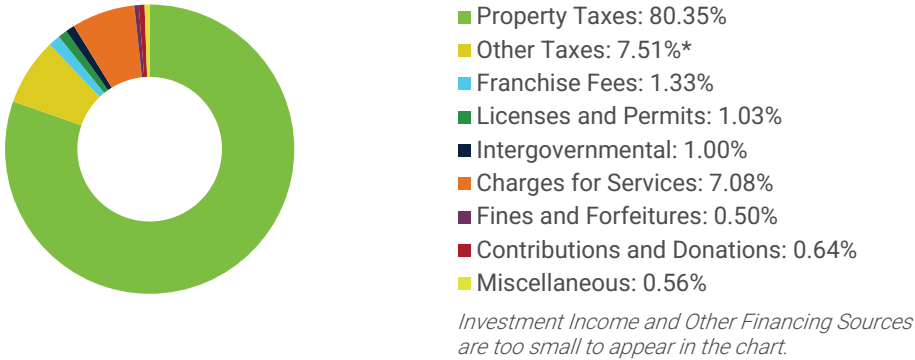
Distinguished Budget Presentation Award

The Government Finance Officers Association of the United States and Canada (GFOA) presented a Distinguished Budget Presentation Award to Gwinnett County, Georgia, for its annual budget for the fiscal year beginning January 1, 2021. To receive this award, a governmental unit must publish a budget document that meets program criteria as a policy document, as a financial plan, as an operations guide, and as a communications device. Gwinnett County has received this prestigious award for 33 years.

GENERAL FUND (PAGE 11)

The General Fund accounts for all County revenues and expenditures that are not restricted to, or accounted for, in other funds. The County’s General Fund supports services that benefit stakeholders, businesses, and residents countywide, such as sheriff, jail, courts, correctional facility, tax commissioner, health and human services, transportation, and elections.

GENERAL FUND
2021 YTD REVENUES BY CATEGORY



**Other Taxes includes intangible recording taxes, occupation taxes, financial institution taxes, energy excise taxes, and excise taxes on beer, wine, distilled spirits, and mixed drinks.*

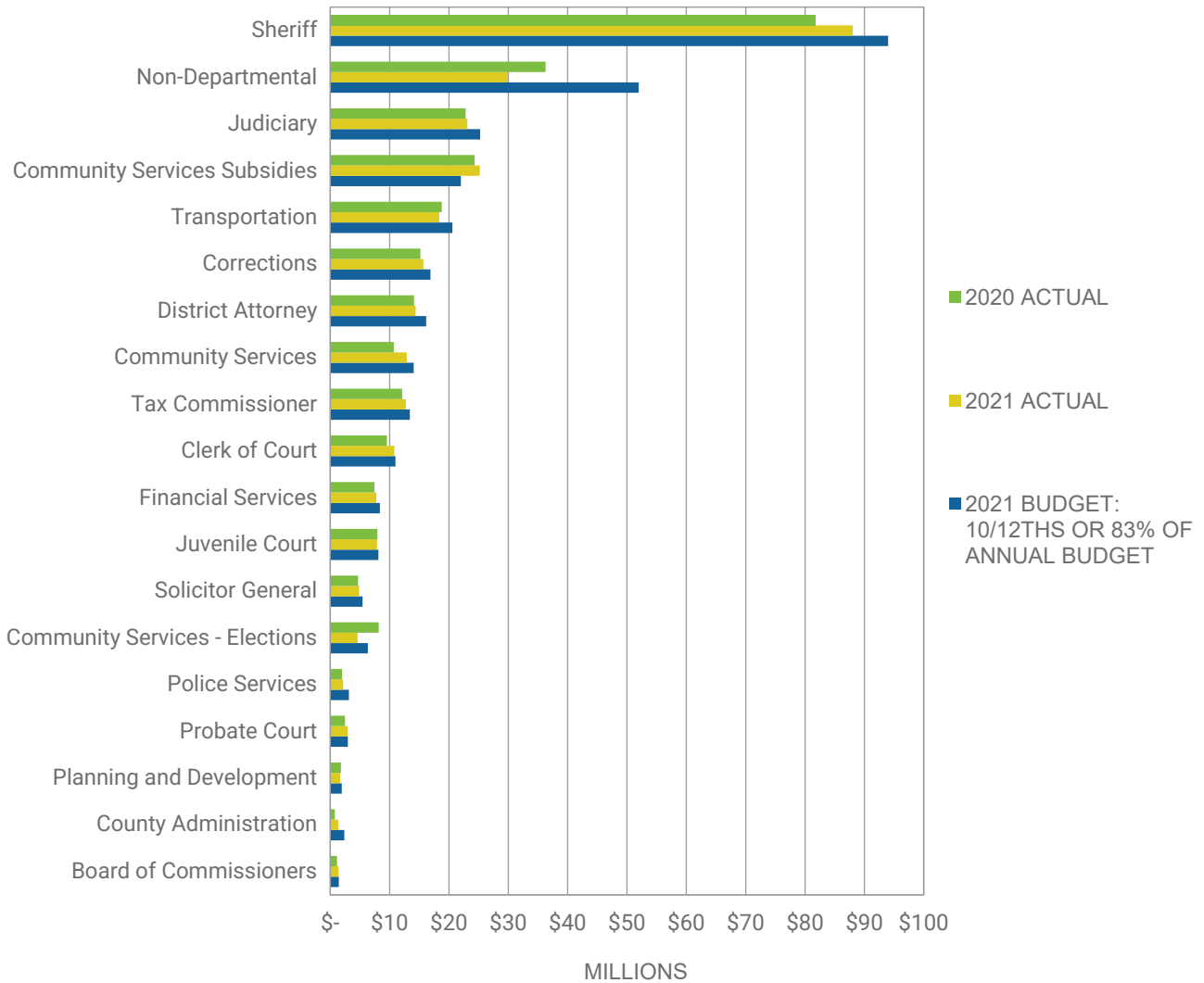
Total tax revenues in the General Fund are up approximately \$230.3 million, or 255.8 percent, through October. Property tax revenues currently reflect a \$217.3 million positive variance due to last year’s extended property tax bill deadline, as previously discussed. Title ad valorem taxes are up \$11.6 million due to increases in auto sales and prices.

Licenses and permits revenues in the General Fund are up approximately \$1.2 million or 46.6 percent, compared to last year and are currently exceeding pre-pandemic levels. Approximately \$537,800 of this increase is attributable to recording weapons carry permits and marriage licenses under licenses and permits this year; previously, they were recorded under charges for services. Additionally, business license revenue is up approximately \$446,200 due to an increase in the number of business and alcohol licenses issued.

Charges for services revenues in the General Fund are up approximately \$12.1 million, or 91.0 percent, compared to last year, primarily due to the timing of tax commissioner fees that are received with property tax collections.

Contributions and donations revenues in the General Fund are significantly higher than last year, primarily due to a nearly \$2.3 million grant received for the 2020 General Election and Runoff.

**GENERAL FUND
BUDGET VS. ACTUAL BY DEPARTMENT
OCTOBER 2020 – 2021 YTD EXPENDITURES**



Support Services is too small to appear in the chart.

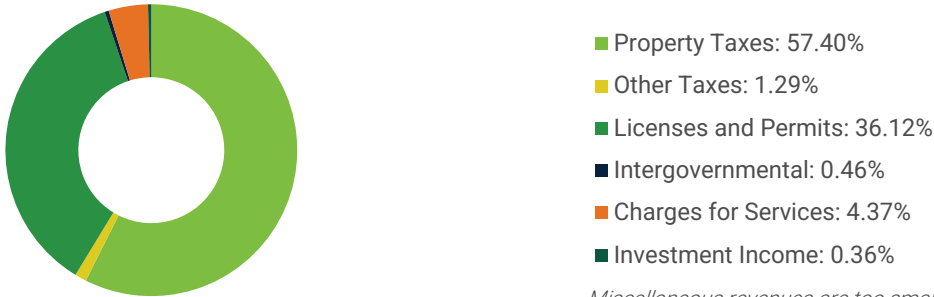
Non-departmental expenditures in the General Fund are down approximately \$6.4 million, or 17.5 percent, compared to last year. This is primarily attributable to:

- A \$4.1 million decrease in contributions to local transit due to available grant funds
- A \$3.2 million decrease in payments to other governmental agencies, primarily due to one-time payments made to Gwinnett’s cities in 2020 as a result of a Service Delivery Strategy agreement

DEVELOPMENT & ENFORCEMENT SERVICES DISTRICT FUND (PAGE 13)

The Development and Enforcement Services District Fund is used to account for the revenues and expenditures attributable to the Development and Enforcement Services District. This district includes all properties within unincorporated Gwinnett County. The County is responsible for providing short-term planning and code enforcement services within this district.

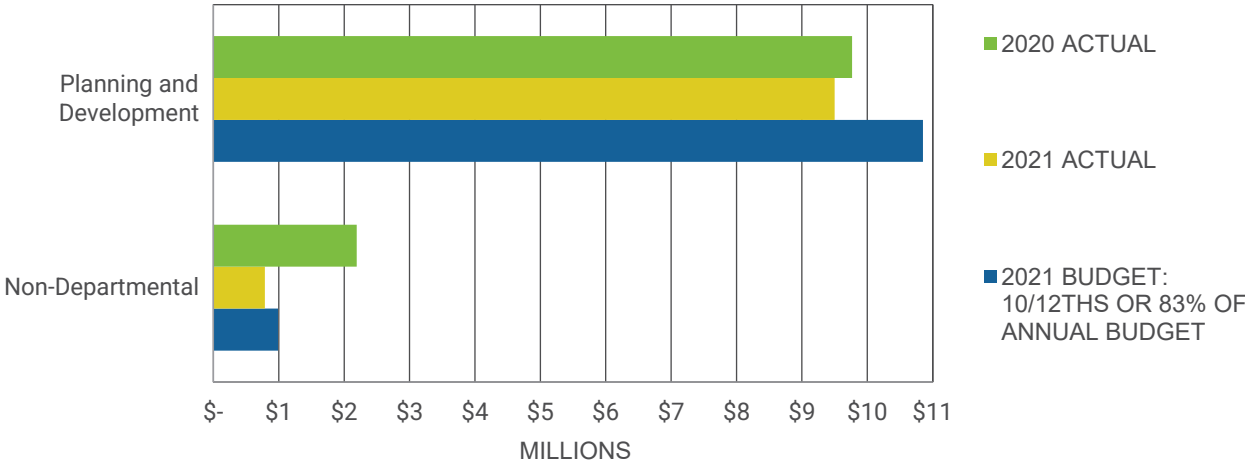
DEVELOPMENT AND ENFORCEMENT SERVICES DISTRICT FUND 2021 YTD REVENUES BY CATEGORY



Miscellaneous revenues are too small to appear in the chart.

Licenses and permits revenues in the Development and Enforcement Services District Fund are up approximately \$1.2 million, or 30.1 percent, compared to last year. This is primarily due to increases in building construction activity. The number of building permits issued through October increased from 7,977 in 2020 to 9,838 in 2021.

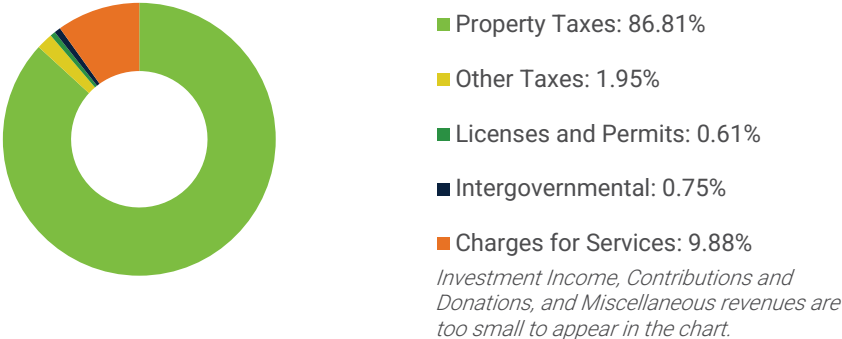
DEVELOPMENT AND ENFORCEMENT SERVICES DISTRICT FUND BUDGET VS. ACTUAL BY DEPARTMENT OCTOBER 2020 – 2021 YTD EXPENDITURES



FIRE AND EMERGENCY MEDICAL SERVICES DISTRICT FUND (PAGE 14)

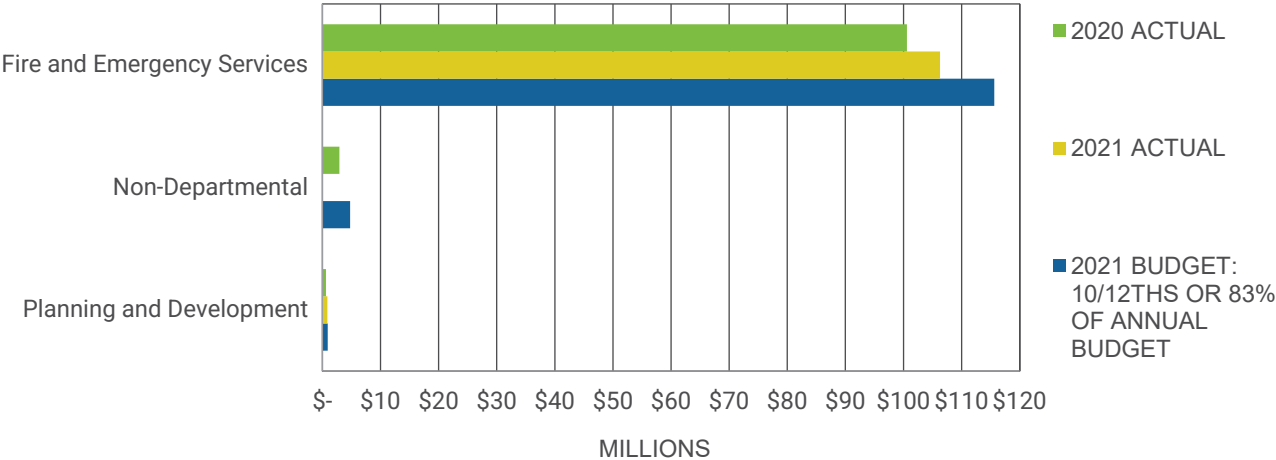
The Fire and Emergency Medical Services District Fund is used to account for the revenues and expenditures attributable to the Fire and Emergency Medical Services District. This district includes all properties within unincorporated Gwinnett County and all cities except Loganville. Gwinnett County is responsible for providing fire and emergency medical protection within this district. The City of Loganville operates its own fire department, but residents and businesses continue to receive County-provided emergency medical services.

**FIRE AND EMERGENCY MEDICAL SERVICES DISTRICT FUND
2021 YTD REVENUES BY CATEGORY**



Charges for services in the Fire and Emergency Services District Fund are up approximately \$1.6 million, or 14.6 percent, from last year, primarily due to an increase in the number of ambulance transports.


**FIRE AND EMERGENCY MEDICAL SERVICES DISTRICT FUND
BUDGET VS. ACTUAL BY DEPARTMENT
OCTOBER 2020 – 2021 YTD EXPENDITURES**



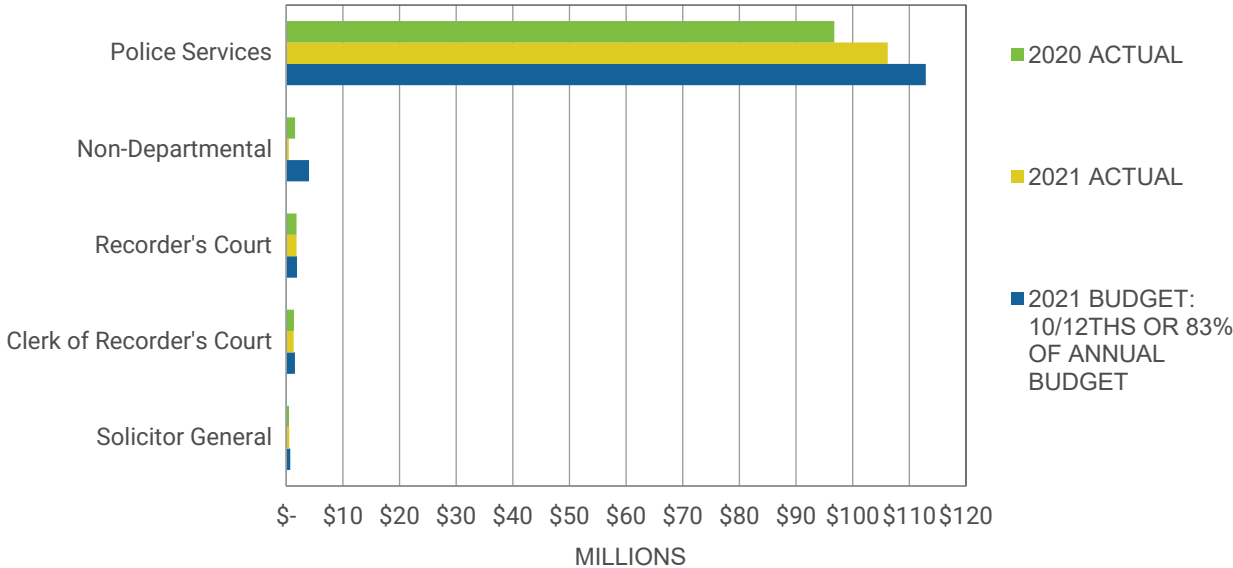
POLICE SERVICES DISTRICT FUND (PAGE 16)

The Police Services District Fund accounts for the revenues and expenditures attributable to the Police Services District. This district includes all properties within unincorporated Gwinnett County and cities that do not operate their own police departments (Berkeley Lake, Buford, Grayson, Dacula, Peachtree Corners, Rest Haven, and Sugar Hill). Gwinnett County is responsible for providing police protection within this district.

POLICE SERVICES DISTRICT FUND 2021 YTD REVENUES BY CATEGORY



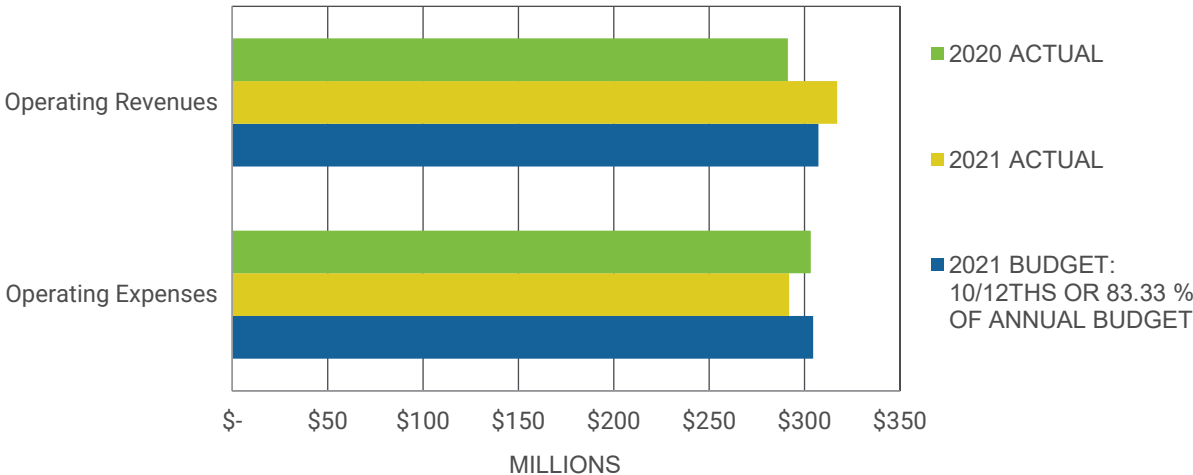
POLICE SERVICES DISTRICT FUND BUDGET VS. ACTUAL BY DEPARTMENT OCTOBER 2020 – 2021 YTD EXPENDITURES



WATER & SEWER OPERATING FUND (PAGE 49)

The Water and Sewer Operating Fund supports the operation, maintenance, and capital improvement of the water and sewer system.

**WATER AND SEWER OPERATING FUND
SEPTEMBER 2020 – 2021 YTD REVENUES AND EXPENSES**



Year-to-date Water and Sewer Operating Fund revenues are up approximately \$25.8 million, or 8.9 percent, over last year, primarily due to 2021 rate increases for both water and sewer.

Revenues in the Water and Sewer Operating Fund are approximately \$9.8 million, or 3.2 percent, over budget based on the percentage of the fiscal year that has lapsed. Revenues typically trend under budget until year end because a large portion of the revenue received in January is for services provided in December and is therefore recorded in the previous year. However, actuals are coming in over budget due to offsetting items such as sewer retail, water retail, and system development charge revenues, which are coming in higher than budgeted expectations.

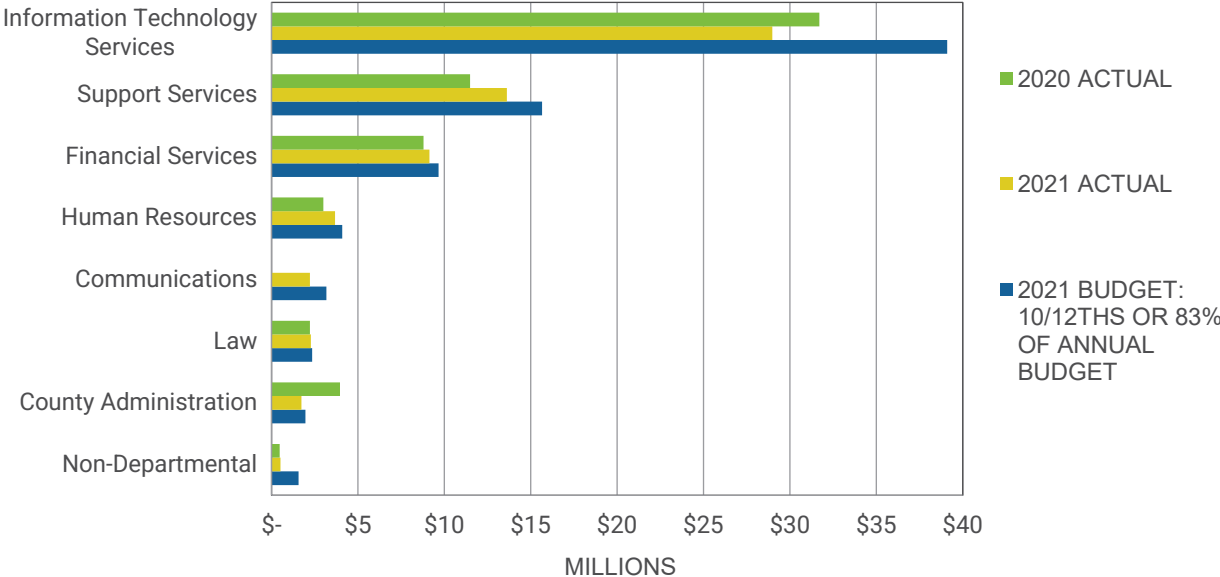
Year-to-date Water and Sewer Operating Fund expenses are down approximately \$11.3 million, or 3.7 percent, compared to last year. The capital project fund currently has adequate funding; therefore, contributions from the operating fund to the capital fund have been reduced for 2021. The decrease is partially offset by an increase in debt service due to the issuance of bonds in December 2020, as well as increases in various general operating expenses and personal services expenses.

Expenses in the Water and Sewer Operating Fund are approximately \$12.6 million, or 4.1 percent, under budget as of October 30. This variance is attributable to conservative budgeting, fluctuations in variable costs such as chemicals and utilities, and lower than expected expenses related to professional services and contracted repair and maintenance services.

ADMINISTRATIVE SUPPORT FUND (PAGE 50)

The Administrative Support Fund accounts for the activities of all central support departments not reported elsewhere: County Administration, Communications, Financial Services, Human Resources, Information Technology Services, Law, and Support Services. These activities are funded by indirect cost charges to all other funds receiving benefits.

**ADMINISTRATIVE SUPPORT FUND
BUDGET VS. ACTUAL BY DEPARTMENT
OCTOBER 2020 – 2021 YTD EXPENSES**



Information Technology Services expenses are down approximately \$2.7 million, or 8.6 percent, compared to last year. The variance is attributable to increased vacancies as well as savings on license support agreements. Some of the savings are offset by increases to equipment rental and outsourced technology services due to the higher vacancies. Information Technology Services expenses are at 61.8 percent of the annual budget which is approximately \$10.1 million below budget as of October 31.

Support Services expenses are up \$2.1 million, or 18.5 percent, compared to last year. Nearly half of the variance is attributable to increased personal services including new authorized positions in the 2021 budget. The remaining variance is mostly in general maintenance and is related to the increased use of County facilities as normal operations resume.

On October 5, 2021, the Board of Commissioners approved the creation of the Communications Department. As a result, budget was established for the department and year to date expenses related to the Communications Department that were originally recorded in the County Administration Department were moved to the new department.

RECURRING MONTHLY FINANCIAL TRENDS

Investment income across all operating funds is down approximately \$3.4 million compared to last year, primarily due to lower interest rates on short-term securities, which is where most of the County's operating fund investments reside. Investment income for 2021 is expected to continue to trail last year.

Intangible recording taxes and real estate transfer taxes are coming in \$5.4 million higher than last year in the funds that receive them – the General, Development and Enforcement Services District, Fire and EMS District, Police Services District, Recreation, and Economic Development Tax Funds. This is due to increases in real estate activity.

Annual Notices of Assessment were mailed to all owners of residential and commercial real property on April 23, 2021. During the 45-day appeal period, taxpayers filed 5,045 residential and commercial real property tax appeals, a 61 percent decrease from the number of real property appeals filed last year. As of November 10, 2021, 88 percent of the appeals have been settled.

Expenditures in the Recreation Fund are up approximately \$4.4 million, or 14.5 percent, compared to last year, primarily due to increases in overhead costs, contributions to capital projects, capital vehicles, accrued pension liabilities, and part-time salaries.

The Economic Development Tax Fund was established in September 2020 to collect resources for and to provide financial assistance to the Development Authority of Gwinnett County for economic development purposes. The first project to be supported by this fund is the new Rowen knowledge community. As of the date of this report, payments to the Development Authority to support the Rowen knowledge community total \$4.5 million.

Charges for services in the Authority Imaging Fund are up approximately \$406,200, or 64.3 percent, compared to last year and are currently exceeding budgeted expectations. This is due to an increase in e-filings for criminal cases.

As a result of HB 317, through October, hotel/motel taxes had approximately \$396,000 revenue from marketplace facilitators in relation to short-term rentals. Marketplace facilitators include companies such as Airbnb, VRBO, and other travel companies that facilitate short-term rentals.

YTD FINANCIAL REPORT 2021 | GWINNETT COUNTY

General Fund (001)

The General Fund is the primary tax and operating fund for all County revenues and expenditures that are not accounted for in other funds.

	FY 2021				FY 2020	
	2021 Adopted Budget	Current Annual Budget as of 10/31/2021	Actuals YTD as of 10/31/2021	% Actual to Current Budget	Actuals YTD as of 10/31/2020	% Actual to 10/31/2020 Budget
Fund Balance January 1	\$ 173,289,083	\$ 173,289,083	\$ 173,289,083			
Revenues:						
Taxes	\$ 311,569,691	\$ 311,569,691	\$ 320,730,998	102.94%	\$ 90,388,115	28.63%
Licenses and Permits	4,603,850	4,603,850	3,696,643	80.29%	2,521,369	53.76%
Intergovernmental	3,357,091	3,357,091	3,594,766	107.08%	3,046,926	79.59%
Charges for Services	27,568,667	27,568,667	25,460,318	92.35%	13,332,158	50.10%
Fines and Forfeitures	2,906,893	2,906,893	1,783,980	61.37%	2,049,115	56.39%
Investment Income	282,045	282,045	229,114	81.23%	1,081,459	70.44%
Contributions and Donations	70,250	2,354,958	2,301,494	97.73%	22,168	0.50%
Miscellaneous	1,566,462	1,566,462	2,021,332	129.04%	1,961,993	88.83%
Other Financing Sources	-	-	82,028	-	752,602	417.60%
Revenues without Use of Fund Balance	351,924,949	354,209,657	359,900,673	101.61%	115,155,905	31.74%
Use of Fund Balance	18,864,373	36,463,479	-	0.00%	-	0.00%
TOTAL REVENUES	\$ 370,789,322	\$ 390,673,136	\$ 359,900,673	92.12%	\$ 115,155,905	28.30%
Appropriations:						
Board of Commissioners	\$ 1,536,793	\$ 1,710,860	\$ 1,382,086	80.78%	\$ 1,130,085	73.85%
County Administration	2,205,659	2,834,201	1,324,473	46.73%	763,173	48.94%
Financial Services	10,025,621	10,025,526	7,757,963	77.38%	7,441,230	74.64%
Tax Commissioner	16,022,750	16,088,077	12,728,683	79.12%	12,101,587	79.81%
Transportation	24,892,267	24,702,106	18,347,955	74.28%	18,791,144	73.91%
Planning and Development	2,316,336	2,321,999	1,657,871	71.40%	1,780,674	77.00%
Police Services	3,740,744	3,752,724	2,157,091	57.48%	1,980,092	66.77%
Corrections	20,098,149	20,263,773	15,681,647	77.39%	15,193,740	78.47%
Community Services	16,956,874	16,876,996	12,875,721	76.29%	10,696,709	72.11%
Community Services Subsidies:						
Atlanta Regional Commission	1,265,140	1,265,140	1,037,430	82.00%	1,020,380	84.69%
Board of Health	2,074,641	2,074,641	2,074,641	100.00%	1,574,641	100.00%
Coalition for Health & Human Services	235,088	235,088	235,088	100.00%	235,088	100.00%
Dept of Family & Children's Services	660,638	660,638	660,638	100.00%	660,638	100.00%
Food Insecurity	150,000	150,000	-	0.00%	-	-
Forestry	8,698	8,698	7,358	84.59%	7,358	84.59%
HomeFirst Gwinnett	600,000	600,000	600,000	100.00%	-	-
Library In-House Services	1,064,070	1,064,070	559,657	52.60%	635,007	55.90%
Library Subsidy	19,312,183	19,312,183	19,312,183	100.00%	19,412,926	100.00%
Mental Health	793,341	1,043,341	720,006	69.01%	793,341	100.00%
Total Community Services Subsidies	26,163,799	26,413,799	25,207,001	95.43%	24,339,379	96.39%
Community Services - Elections	5,422,418	7,595,437	4,610,194	60.70%	8,154,813	49.42%
Juvenile Court	8,787,291	9,716,576	7,894,660	81.25%	7,932,291	83.07%
Sheriff	111,219,047	112,798,903	88,049,396	78.06%	81,842,146	75.94%
Clerk of Court	13,124,317	13,188,782	10,790,719	81.82%	9,532,949	78.63%

YTD FINANCIAL REPORT 2021 | GWINNETT COUNTY

General Fund (001)

The General Fund is the primary tax and operating fund for all County revenues and expenditures that are not accounted for in other funds.

	FY 2021				FY 2020	
	2021 Adopted Budget	Current Annual Budget as of 10/31/2021	Actuals YTD as of 10/31/2021	% Actual to Current Budget	Actuals YTD as of 10/31/2020	% Actual to 10/31/2020 Budget
Judiciary	26,844,236	30,298,462	23,113,625	76.29%	22,811,614	74.19%
Probate Court	3,384,893	3,564,436	2,904,970	81.50%	2,495,487	75.81%
District Attorney	19,247,754	19,390,126	14,370,648	74.11%	14,109,150	75.66%
Solicitor General	6,494,601	6,535,114	4,870,389	74.53%	4,680,407	72.80%
Support Services	163,337	248,337	208,363	83.90%	119,823	72.25%
Non-Departmental:						
Contingency	2,700,000	2,523,016	-	0.00%	-	0.00%
Contribution to Airport	810,000	810,000	675,000	83.33%	33,333	83.33%
Contribution to Capital	21,590,058	28,590,058	17,991,715	62.93%	17,512,282	33.33%
Contribution to Local Transit	3,500,000	12,088,000	5,779,333	47.81%	9,887,500	83.33%
Grant Match	100,000	100,000	-	0.00%	-	0.00%
Gwinnett Hospital Authority	1,000,000	1,000,000	1,000,000	100.00%	1,000,000	100.00%
Homelessness Initiative	-	-	-	-	980,000	98.00%
Medical Examiner	1,537,038	1,537,038	1,263,490	82.20%	1,101,772	83.34%
Partnership Gwinnett	500,000	500,000	400,000	80.00%	400,000	80.00%
Pauper Burial	150,000	150,000	91,900	61.27%	95,545	63.70%
Reserves - Compensation	3,699,574	3,699,574	-	0.00%	-	0.00%
Reserves - Court Interpreters	751,750	284,850	-	0.00%	-	0.00%
Reserves - Court Reporters	223,121	30,621	-	0.00%	-	0.00%
Reserves - Decision Packages & Communication Improvements	3,000,000	3,000,000	-	0.00%	-	-
Reserves - Elections	815,500	815,500	-	0.00%	-	-
Reserves - Fuel/Parts	44,000	44,000	-	0.00%	-	0.00%
Reserves - Indigent Defense	5,630,000	1,902,150	-	0.00%	-	0.00%
Reserves - Inmate Housing	25,000	25,000	-	0.00%	-	0.00%
Reserves - Judicial	50,000	50,000	-	0.00%	-	0.00%
Reserves - Pension	200,000	200,000	-	0.00%	-	0.00%
Reserves - Prisoner Medical	1,503,799	842,515	-	0.00%	-	0.00%
800 MHZ Maintenance	3,047,596	3,047,596	2,155,494	70.73%	1,537,816	54.88%
Other Governmental Agencies	515,000	515,000	484,807	94.14%	3,665,969	98.68%
Other Miscellaneous	750,000	591,984	76,516	12.93%	65,920	23.52%
Total Non-Departmental	52,142,436	62,346,902	29,918,255	47.99%	36,280,137	43.55%
TOTAL APPROPRIATIONS	\$ 370,789,322	\$ 390,673,136	\$ 285,851,710	73.17%	\$ 282,176,630	69.35%
Projected Fund Balance December 31	\$ 154,424,710	\$ 136,825,604				
Fund Balance as of Report Date			\$ 247,338,046			

YTD FINANCIAL REPORT 2021 | GWINNETT COUNTY

Development & Enforcement District Fund (104)

The Development and Enforcement Services District Fund is used to account for the revenues and expenditures attributable to the Development and Enforcement Services District. Gwinnett County is responsible for providing short-term planning and code enforcement services within this district. This District includes all properties within unincorporated Gwinnett County.

	FY 2021				FY 2020	
	2021 Adopted Budget	Current Annual Budget as of 10/31/2021	Actuals YTD as of 10/31/2021	% Actual to Current Budget	Actuals YTD as of 10/31/2020	% Actual to 10/31/2020 Budget
Fund Balance January 1	\$ 11,383,081	\$ 11,383,081	\$ 11,383,081			
Revenues:						
Taxes	\$ 8,111,846	\$ 8,111,846	\$ 8,567,707	105.62%	\$ 899,093	11.58%
Licenses and Permits	3,699,150	3,699,150	5,271,970	142.52%	4,050,958	94.80%
Intergovernmental	54,000	54,000	67,162	124.37%	39,750	99.38%
Charges for Services	207,820	207,820	636,266	306.16%	642,124	111.93%
Investment Income	28,100	28,100	52,933	188.37%	126,018	76.37%
Miscellaneous	-	-	12,339	-	2,664	-
Revenues without Use of Fund Balance	12,100,916	12,100,916	14,608,377	120.72%	5,760,607	44.96%
Use of Fund Balance	2,274,605	2,107,971	-	0.00%	-	0.00%
TOTAL REVENUES	<u>\$ 14,375,521</u>	<u>\$ 14,208,887</u>	<u>\$ 14,608,377</u>	102.81%	<u>\$ 5,760,607</u>	35.68%
Appropriations:						
Planning and Development	\$ 13,189,021	\$ 13,022,387	\$ 9,501,391	72.96%	\$ 9,767,257	73.65%
Non-Departmental:						
Cultural and Artistic Design	50,000	50,000	50,000	100.00%	-	-
Reserves - Compensation	162,000	162,000	-	0.00%	-	0.00%
Reserves - Fuel/Parts	4,000	4,000	-	0.00%	-	0.00%
Non-Departmental D&E	970,500	970,500	737,500	75.99%	2,191,528	80.71%
Total Non-Departmental	1,186,500	1,186,500	787,500	66.37%	2,191,528	76.05%
TOTAL APPROPRIATIONS	<u>\$ 14,375,521</u>	<u>\$ 14,208,887</u>	<u>\$ 10,288,891</u>	72.41%	<u>\$ 11,958,785</u>	74.08%
Projected Fund Balance December 31	\$ 9,108,476	\$ 9,275,110				
Fund Balance as of Report Date			\$ 15,702,567			

YTD FINANCIAL REPORT 2021 | GWINNETT COUNTY

Fire and EMS District Fund (102)

The Fire and Emergency Medical Services District Fund is used to account for the revenues and expenditures attributable to the Fire and Emergency Medical Service District. This district includes all properties within unincorporated Gwinnett County and all cities except Loganville. Gwinnett County is responsible for providing fire and emergency medical protection within this district. The City of Loganville operates its own fire department, but residents and businesses will continue to receive county-provided emergency medical services.

	FY 2021				FY 2020	
	2021 Adopted Budget	Current Annual Budget as of 10/31/2021	Actuals YTD as of 10/31/2021	% Actual to Current Budget	Actuals YTD as of 10/31/2020	% Actual to 10/31/2020 Budget
Fund Balance January 1	\$ 67,702,702	\$ 67,702,702	\$ 67,702,702			
Revenues:						
Taxes	\$ 107,392,820	\$ 107,392,820	\$ 112,488,872	104.75%	\$ 12,320,247	11.86%
Licenses and Permits	912,992	912,992	778,418	85.26%	628,499	68.66%
Intergovernmental	738,500	738,500	953,774	129.15%	611,875	86.03%
Charges for Services	15,670,060	15,670,060	12,518,494	79.89%	10,919,562	69.92%
Investment Income	103,970	103,970	103,039	99.10%	435,403	73.80%
Contributions and Donations	-	-	1,750	-	420	-
Miscellaneous	3,000	3,000	114,943	3,831.43%	89,612	2,987.07%
Revenues without Use of Fund Balance	124,821,342	124,821,342	126,959,290	101.71%	25,005,618	20.55%
Use of Fund Balance	19,316,251	20,720,260	-	0.00%	-	0.00%
TOTAL REVENUES	\$ 144,137,593	\$ 145,541,602	\$ 126,959,290	87.23%	\$ 25,005,618	17.04%
Appropriations:						
Planning and Development	\$ 1,110,620	\$ 1,093,370	\$ 859,763	78.63%	\$ 623,484	63.64%
Fire and Emergency Services	137,315,973	138,737,232	106,285,022	76.61%	100,575,251	75.14%
Non-Departmental:						
Reserves - Compensation	4,679,000	4,679,000	-	0.00%	-	0.00%
Reserves - Fuel/Parts	112,000	112,000	-	0.00%	-	0.00%
Non-Departmental Fire EMS Fund	920,000	920,000	-	0.00%	2,933,533	30.18%
Total Non-Departmental	5,711,000	5,711,000	-	0.00%	2,933,533	24.61%
TOTAL APPROPRIATIONS	\$ 144,137,593	\$ 145,541,602	\$ 107,144,785	73.62%	\$ 104,132,268	70.96%
Projected Fund Balance December 31	\$ 48,386,451	\$ 46,982,442				
Fund Balance as of Report Date			\$ 87,517,207			

YTD FINANCIAL REPORT 2021 | GWINNETT COUNTY

Loganville EMS District Fund (103)

The Loganville Emergency Medical Services District Fund is used to account for the revenues and expenditures attributable to the Loganville Emergency Medical Services District. This district includes all properties within the portion of incorporated Loganville that lie within Gwinnett County. The County is responsible for providing emergency medical services within this district. The majority of expenditures are recorded in the fall based upon the certified property tax digest as outlined in the intergovernmental agreement with the City of Loganville.

	FY 2021				FY 2020	
	2021 Adopted Budget	Current Annual Budget as of 10/31/2021	Actuals YTD as of 10/31/2021	% Actual to Current Budget	Actuals YTD as of 10/31/2020	% Actual to 10/31/2020 Budget
Fund Balance January 1	\$ 641,861	\$ 641,861	\$ 641,861			
Revenues:						
Investment Income	\$ 1,686	\$ 1,686	\$ 2,037	120.82%	\$ 5,346	46.49%
Revenues without Use of Fund Balance	1,686	1,686	2,037	120.82%	5,346	46.49%
Use of Fund Balance	60,371	60,371	-	0.00%	-	0.00%
TOTAL REVENUES	\$ 62,057	\$ 62,057	\$ 2,037	3.28%	\$ 5,346	9.87%
Appropriations:						
Loganville EMS	\$ 62,057	\$ 62,057	\$ 51,757	83.40%	\$ 3,104	5.73%
TOTAL APPROPRIATIONS	\$ 62,057	\$ 62,057	\$ 51,757	83.40%	\$ 3,104	5.73%
Projected Fund Balance December 31	\$ 581,490	\$ 581,490				
Fund Balance as of Report Date			\$ 592,141			

YTD FINANCIAL REPORT 2021 | GWINNETT COUNTY

Police Services District Fund (106)

The Police Services District Fund is used to account for the revenues and expenditures attributable to the Police Services District. This district includes all properties within unincorporated Gwinnett County and cities that do not operate their own police departments (Berkeley Lake, Buford, Grayson, Dacula, Peachtree Corners, Rest Haven, and Sugar Hill). Gwinnett County is responsible for providing police protection within this district.

	FY 2021				FY 2020	
	2021 Adopted Budget	Current Annual Budget as of 10/31/2021	Actuals YTD as of 10/31/2021	% Actual to Current Budget	Actuals YTD as of 10/31/2020	% Actual to 10/31/2020 Budget
Fund Balance January 1	\$ 87,592,201	\$ 87,592,201	\$ 87,592,201			
Revenues:						
Taxes	\$ 78,588,995	\$ 78,588,995	\$ 83,831,521	106.67%	\$ 7,652,027	18.01%
Insurance Premium Taxes	36,349,300	36,349,300	46,382,614	127.60%	44,685,604	125.89%
Intergovernmental	298,900	298,900	660,569	221.00%	226,022	78.51%
Charges for Services	905,750	905,750	710,024	78.39%	874,993	85.83%
Fines and Forfeitures	4,923,698	6,746,620	5,005,615	74.19%	3,822,006	49.71%
Investment Income	171,410	171,410	154,066	89.88%	596,574	59.66%
Contributions and Donations	-	2,500	2,500	100.00%	-	-
Miscellaneous	297,200	301,200	522,587	173.50%	498,107	161.72%
Other Financing Sources	-	-	-	-	446	-
Revenues without Use of Fund Balance	121,535,253	123,364,675	137,269,496	111.27%	58,355,779	66.10%
Use of Fund Balance	22,450,197	21,857,551	-	0.00%	-	0.00%
TOTAL REVENUES	\$ 143,985,450	\$ 145,222,226	\$ 137,269,496	94.52%	\$ 58,355,779	40.18%
Appropriations:						
Police Services	\$ 134,129,516	\$ 135,469,796	\$ 106,168,000	78.37%	\$ 96,742,887	73.68%
Recorder's Court	2,105,796	2,274,438	1,792,315	78.80%	1,799,018	80.72%
Solicitor General	831,691	835,294	521,254	62.40%	489,023	65.22%
Clerk of Recorder's Court	1,810,197	1,819,948	1,292,927	71.04%	1,347,513	71.97%
Non-Departmental:						
Reserves - Compensation	3,010,000	3,010,000	-	0.00%	-	0.00%
Reserves - Fuel/Parts	176,000	176,000	-	0.00%	-	0.00%
Non-Departmental Police	1,922,250	1,636,750	445,000	27.19%	1,554,677	23.02%
Total Non-Departmental	5,108,250	4,822,750	445,000	9.23%	1,554,677	17.11%
TOTAL APPROPRIATIONS	\$ 143,985,450	\$ 145,222,226	\$ 110,219,496	75.90%	\$ 101,933,119	70.18%
Projected Fund Balance December 31	\$ 65,142,004	\$ 65,734,650				
Fund Balance as of Report Date			\$ 114,642,202			

YTD FINANCIAL REPORT 2021 | GWINNETT COUNTY

Recreation Fund (105)

The Recreation Fund is used to account for the operations and maintenance of County parks and recreational facilities. Financing is provided by a specific property tax levy and miscellaneous revenues including admissions, concessions, and sport activity fees.

	FY 2021				FY 2020	
	2021 Adopted Budget	Current Annual Budget as of 10/31/2021	Actuals YTD as of 10/31/2021	% Actual to Current Budget	Actuals YTD as of 10/31/2020	% Actual to 10/31/2020 Budget
Fund Balance January 1	\$ 21,086,593	\$ 21,086,593	\$ 21,086,593			
Revenues:						
Taxes	\$ 34,337,521	\$ 34,337,521	\$ 35,789,079	104.23%	\$ 3,847,574	12.18%
Intergovernmental	405,277	405,277	307,245	75.81%	160,931	79.42%
Charges for Services	3,386,761	3,386,761	2,295,169	67.77%	1,060,792	21.19%
Investment Income	39,340	39,340	56,184	142.82%	132,549	58.39%
Contributions and Donations	50,900	50,900	5,309	10.43%	13,545	43.83%
Miscellaneous	1,886,338	1,892,115	2,339,487	123.64%	931,476	35.16%
Other Financing Sources	21,930	21,930	21,930	100.00%	21,930	100.00%
Revenues without Use of Fund Balance	40,128,067	40,133,844	40,814,403	101.70%	6,168,797	15.53%
Use of Fund Balance	10,344,759	10,172,452	-	0.00%	-	0.00%
TOTAL REVENUES	\$ 50,472,826	\$ 50,306,296	\$ 40,814,403	81.13%	\$ 6,168,797	13.36%
Appropriations:						
Community Services	\$ 47,555,893	\$ 47,389,363	\$ 32,584,381	68.76%	\$ 29,366,628	66.46%
Support Services	274,516	274,516	157,727	57.46%	128,000	45.24%
Non-Departmental:						
Reserves - Compensation	733,000	733,000	-	0.00%	-	0.00%
Reserves - Fuel/Parts	15,000	15,000	-	0.00%	-	0.00%
Non-Departmental Recreation Fund	1,894,417	1,894,417	1,566,181	82.67%	458,522	32.97%
Total Non-Departmental	2,642,417	2,642,417	1,566,181	59.27%	458,522	26.70%
TOTAL APPROPRIATIONS	\$ 50,472,826	\$ 50,306,296	\$ 34,308,289	68.20%	\$ 29,953,150	64.85%
Projected Fund Balance December 31	\$ 10,741,834	\$ 10,914,141				
Fund Balance as of Report Date			\$ 27,592,707			

YTD FINANCIAL REPORT 2021 | GWINNETT COUNTY

Economic Development Tax Fund (160)

The Economic Development Tax Fund is used to account for the accumulation of resources to provide funds for financial assistance to the Development Authority of Gwinnett County for economic development purposes in accordance with O.C.G.A. § 48-5-220(20).

	FY 2021				FY 2020	
	2021 Adopted Budget	Current Annual Budget as of 10/31/2021	Actuals YTD as of 10/31/2021	% Actual to Current Budget	Actuals YTD as of 10/31/2020	% Actual to 10/31/2020 Budget
Fund Balance January 1	\$ 9,392,803	\$ 9,392,803	\$ 9,392,803			
Revenues:						
Taxes	\$ 9,785,509	\$ 9,785,509	\$ 10,618,588	108.51%	\$ 752,177	7.29%
Intergovernmental	-	83,500	86,100	103.11%	-	-
Investment Income	-	-	1,345	-	-	-
Revenues without Use of Fund Balance	9,785,509	9,869,009	10,706,033	108.48%	752,177	7.29%
Use of Fund Balance	-	3,796,377	-	0.00%	-	-
TOTAL REVENUES	\$ 9,785,509	\$ 13,665,386	\$ 10,706,033	78.34%	\$ 752,177	7.29%
Appropriations:						
Non-Departmental:						
Development Authority Activity	\$ 9,665,386	\$ 13,665,386	\$ 4,471,018	32.72%	\$ 372,156	47.67%
Total Non-Departmental	9,665,386	13,665,386	4,471,018	32.72%	372,156	47.67%
Appropriations without Contribution to Fund Balance	9,665,386	13,665,386	4,471,018	32.72%	372,156	47.67%
Contribution to Fund Balance	120,123	-	-	-	-	0.00%
TOTAL APPROPRIATIONS	\$ 9,785,509	\$ 13,665,386	\$ 4,471,018	32.72%	\$ 372,156	3.61%
Projected Fund Balance December 31	\$ 9,512,926	\$ 5,596,426				
Fund Balance as of Report Date			\$ 15,627,818			

YTD FINANCIAL REPORT 2021 | GWINNETT COUNTY

Gwinnett Place TAD Fund (165)

The Gwinnett Place TAD Fund is used to account for positive tax increment revenues attributable to the Gwinnett Place Tax Allocation District (TAD). These revenues are used to pay for redevelopment costs that provide substantial public benefit in accordance with the Gwinnett Place Redevelopment Plan. This district includes properties in the Gwinnett Place Community Improvement District which is located in the Gwinnett Place Redevelopment Area at the intersection of I-85 and Pleasant Hill Road in Duluth.

	FY 2021			FY 2020		
	2021 Adopted Budget	Current Annual Budget as of 10/31/2021	Actuals YTD as of 10/31/2021	% Actual to Current Budget	Actuals YTD as of 10/31/2020	% Actual to 10/31/2020 Budget
Fund Balance January 1	\$ 2,419,894	\$ 2,419,894	\$ 2,419,894			
Revenues:						
Taxes	\$ -	\$ -	\$ 813,817	-	\$ 60,295	-
TOTAL REVENUES	\$ -	\$ -	\$ 813,817	-	\$ 60,295	-
Appropriations:						
Planning and Development	\$ -	\$ -	\$ -	-	\$ -	-
TOTAL APPROPRIATIONS	\$ -	\$ -	\$ -	-	\$ -	-
Projected Fund Balance December 31	\$ 2,419,894	\$ 2,419,894				
Fund Balance as of Report Date			\$ 3,233,711			

YTD FINANCIAL REPORT 2021 | GWINNETT COUNTY

Indian Trail TAD Fund (162)

The Indian Trail TAD Fund is used to account for positive tax increment revenues attributable to the Indian Trail Tax Allocation District (TAD). These revenues are used to pay for redevelopment costs that provide substantial public benefit in accordance with the Indian Trail Redevelopment Plan. The Indian Trail TAD is located in the Gateway85 Gwinnett Community Improvement District at the I-85 and Indian Trail-Lilburn Road interchange adjacent to the city of Norcross.

	FY 2021			FY 2020		
	2021 Adopted Budget	Current Annual Budget as of 10/31/2021	Actuals YTD as of 10/31/2021	% Actual to Current Budget	Actuals YTD as of 10/31/2020	% Actual to 10/31/2020 Budget
Fund Balance January 1	\$ 2,973,272	\$ 2,973,272	\$ 2,973,272			
Revenues:						
Taxes	\$ -	\$ -	\$ 1,174,285	-	\$ 55,549	-
TOTAL REVENUES	\$ -	\$ -	\$ 1,174,285	-	\$ 55,549	-
Appropriations:						
Planning and Development	\$ -	\$ -	\$ -	-	\$ -	-
TOTAL APPROPRIATIONS	\$ -	\$ -	\$ -	-	\$ -	-
Projected Fund Balance December 31	\$ 2,973,272	\$ 2,973,272				
Fund Balance as of Report Date			\$ 4,147,557			

YTD FINANCIAL REPORT 2021 | GWINNETT COUNTY

Jimmy Carter Boulevard TAD Fund (161)

The Jimmy Carter Boulevard TAD Fund is used to account for positive tax increment revenues attributable to the Jimmy Carter Tax Allocation District (TAD). These revenues are used to pay for redevelopment costs that provide substantial public benefit in accordance with the Jimmy Carter Boulevard Redevelopment Plan. The Jimmy Carter Boulevard TAD is located in the Gateway85 Gwinnett Community Improvement District along the Jimmy Carter Boulevard corridor adjacent to the city of Norcross.

	FY 2021			FY 2020		
	2021 Adopted Budget	Current Annual Budget as of 10/31/2021	Actuals YTD as of 10/31/2021	% Actual to Current Budget	Actuals YTD as of 10/31/2020	% Actual to 10/31/2020 Budget
Fund Balance January 1	\$ 8,737,318	\$ 8,737,318	\$ 8,737,318			
Revenues:						
Taxes	\$ -	\$ -	\$ 4,069,002	-	\$ 320,701	-
Investment Income	-	-	3,104	-	30,169	-
TOTAL REVENUES	\$ -	\$ -	\$ 4,072,106	-	\$ 350,870	-
Appropriations:						
Planning and Development	\$ -	\$ -	\$ -	-	\$ -	-
TOTAL APPROPRIATIONS	\$ -	\$ -	\$ -	-	\$ -	-
Projected Fund Balance December 31	\$ 8,737,318	\$ 8,737,318				
Fund Balance as of Report Date			\$ 12,809,424			

YTD FINANCIAL REPORT 2021 | GWINNETT COUNTY

Lake Lucerne TAD Fund (164)

The Lake Lucerne TAD Fund is used to account for positive tax increment revenues attributable to the Lake Lucerne Tax Allocation District (TAD). These revenues are used to pay for redevelopment costs that provide substantial public benefit in accordance with the Lake Lucerne Redevelopment Plan. The Lake Lucerne TAD is located in the Evermore Community Improvement District at the intersection of Highway 78 (Stone Mountain Highway) and Killian Hill Road.

	FY 2021			FY 2020		
	2021 Adopted Budget	Current Annual Budget as of 10/31/2021	Actuals YTD as of 10/31/2021	% Actual to Current Budget	Actuals YTD as of 10/31/2020	% Actual to 10/31/2020 Budget
Fund Balance January 1	\$ 375,456	\$ 375,456	\$ 375,456			
Revenues:						
Taxes	\$ -	\$ -	\$ 174,087	-	\$ 13,741	-
TOTAL REVENUES	\$ -	\$ -	\$ 174,087	-	\$ 13,741	-
Appropriations:						
Planning and Development	\$ -	\$ -	\$ -	-	\$ -	-
TOTAL APPROPRIATIONS	\$ -	\$ -	\$ -	-	\$ -	-
Projected Fund Balance December 31	\$ 375,456	\$ 375,456				
Fund Balance as of Report Date			\$ 549,543			

YTD FINANCIAL REPORT 2021 | GWINNETT COUNTY

Park Place TAD Fund (163)

The Park Place TAD Fund is used to account for positive tax increment revenues attributable to the Park Place Tax Allocation District (TAD). These revenues are used to pay for redevelopment costs that provide substantial public benefit in accordance with the Park Place Redevelopment Plan. The Park Place TAD is located in the Evermore Community Improvement District at the intersection of Highway 78 (Stone Mountain Highway) and Rockbridge Road.

	FY 2021				FY 2020	
	2021 Adopted Budget	Current Annual Budget as of 10/31/2021	Actuals YTD as of 10/31/2021	% Actual to Current Budget	Actuals YTD as of 10/31/2020	% Actual to 10/31/2020 Budget
Fund Balance January 1	\$ 1,911,928	\$ 1,911,928	\$ 1,911,928			
Revenues:						
Taxes	\$ -	\$ -	\$ 699,211	-	\$ 105,347	-
TOTAL REVENUES	\$ -	\$ -	\$ 699,211	-	\$ 105,347	-
Appropriations:						
Planning and Development	\$ -	\$ -	\$ -	-	\$ -	-
TOTAL APPROPRIATIONS	\$ -	\$ -	\$ -	-	\$ -	-
Projected Fund Balance December 31	\$ 1,911,928	\$ 1,911,928				
Fund Balance as of Report Date			\$ 2,611,139			

YTD FINANCIAL REPORT 2021 | GWINNETT COUNTY

The Exchange at Gwinnett TAD Fund (166)

The Exchange at Gwinnett TAD Fund is used to account for positive tax increment revenues attributable to The Exchange at Gwinnett Tax Allocation District (TAD). These revenues are used to pay for redevelopment costs that abate or eliminate deleterious effects of inadequate infrastructure in accordance with The Exchange at Gwinnett Redevelopment Plan. This district includes properties at the southeast quadrant of the intersection of Interstate 85 and Georgia Highway 20 in the northern portion of the County.

	FY 2021			FY 2020		
	2021 Adopted Budget	Current Annual Budget as of 10/31/2021	Actuals YTD as of 10/31/2021	% Actual to Current Budget	Actuals YTD as of 10/31/2020	% Actual to 10/31/2020 Budget
Fund Balance January 1	\$ 28,121,763	\$ 28,121,763	\$ 28,121,763			
Revenues:						
Taxes	\$ -	\$ -	\$ 607,021	-	\$ 24,087	-
Investment Income	-	-	2,134	-	16,885	-
Other Financing Sources	-	-	-	-	38,485,000	100.00%
Revenues without Use of Fund Balance	-	-	609,155	-	38,525,972	100.11%
Use of Fund Balance	15,867,723	15,867,723	-	0.00%	-	-
TOTAL REVENUES	\$ 15,867,723	\$ 15,867,723	\$ 609,155	3.84%	\$ 38,525,972	100.11%
Appropriations:						
Planning and Development	\$ 15,867,723	\$ 15,867,723	\$ 6,578,370	41.46%	\$ 9,320,743	48.90%
TOTAL APPROPRIATIONS	\$ 15,867,723	\$ 15,867,723	\$ 6,578,370	41.46%	\$ 9,320,743	24.22%
Projected Fund Balance December 31	\$ 12,254,040	\$ 12,254,040				
Fund Balance as of Report Date			\$ 22,152,548			

YTD FINANCIAL REPORT 2021 | GWINNETT COUNTY

The Exchange at Gwinnett TAD Debt Service Fund (966)

The Exchange at Gwinnett TAD Debt Service Fund (966) is used to account for the payment of long-term principal and interest related to redevelopment bonds associated with The Exchange at Gwinnett Tax Allocation District. Debt service payments occur biannually in January and July.

	FY 2021			% Actual to Current Budget	FY 2020	
	2021 Adopted Budget	Current Annual Budget as of 10/31/2021	Actuals YTD as of 10/31/2021		Actuals YTD as of 10/31/2020	% Actual to 10/31/2020 Budget
Fund Balance January 1	\$ 2,082	\$ 2,082	\$ 2,082			
Revenues:						
Investment Income	\$ -	\$ -	\$ 7,156	-	\$ -	-
Other Financing Sources	2,501,526	2,501,526	1,263,397	50.51%	-	0.00%
TOTAL REVENUES	<u>\$ 2,501,526</u>	<u>\$ 2,501,526</u>	<u>\$ 1,270,553</u>	50.79%	<u>\$ -</u>	0.00%
Appropriations:						
Debt Service	\$ 2,501,526	\$ 2,501,526	\$ 1,250,763	50.00%	\$ -	0.00%
TOTAL APPROPRIATIONS	<u>\$ 2,501,526</u>	<u>\$ 2,501,526</u>	<u>\$ 1,250,763</u>	50.00%	<u>\$ -</u>	0.00%
Projected Fund Balance December 31	\$ 2,082	\$ 2,082				
Fund Balance as of Report Date			\$ 21,872			

YTD FINANCIAL REPORT 2021 | GWINNETT COUNTY

Speed Hump Fund (003)

The Speed Hump Fund supports the County's speed hump program. Revenues are generated from properties benefiting from existing speed humps for the purpose of maintenance. Charges for Services are collected as special assessment fees in the fourth quarter with property tax collections.

	FY 2021				FY 2020	
	2021 Adopted Budget	Current Annual Budget as of 10/31/2021	Actuals YTD as of 10/31/2021	% Actual to Current Budget	Actuals YTD as of 10/31/2020	% Actual to 10/31/2020 Budget
Fund Balance January 1	\$ 851,391	\$ 851,391	\$ 851,391			
Revenues:						
Charges for Services	\$ 438,750	\$ 438,750	\$ 120,900	27.56%	\$ 13,028	10.31%
Investment Income	2,810	2,810	1,809	64.38%	14,486	74.29%
TOTAL REVENUES	<u>\$ 441,560</u>	<u>\$ 441,560</u>	<u>\$ 122,709</u>	27.79%	<u>\$ 27,514</u>	6.31%
Appropriations:						
Transportation	\$ 432,036	\$ 432,036	\$ 172,347	39.89%	\$ 56,798	13.04%
Appropriations without Contribution to Fund Balance	432,036	432,036	172,347	39.89%	56,798	13.04%
Contribution to Fund Balance	9,524	9,524	-	0.00%	-	-
TOTAL APPROPRIATIONS	<u>\$ 441,560</u>	<u>\$ 441,560</u>	<u>\$ 172,347</u>	39.03%	<u>\$ 56,798</u>	13.04%
Projected Fund Balance December 31	\$ 860,915	\$ 860,915				
Fund Balance as of Report Date			\$ 801,753			

YTD FINANCIAL REPORT 2021 | GWINNETT COUNTY

Street Lighting Fund (002)

The Street Lighting Fund supports the County's street light program. Revenues are generated from properties benefiting from existing street lights for the purpose of utility payments. Charges for Services are collected as special assessment fees in the fourth quarter with property tax collections.

	FY 2021				FY 2020	
	2021 Adopted Budget	Current Annual Budget as of 10/31/2021	Actuals YTD as of 10/31/2021	% Actual to Current Budget	Actuals YTD as of 10/31/2020	% Actual to 10/31/2020 Budget
Fund Balance January 1	\$ 1,765,202	\$ 1,765,202	\$ 1,765,202			
Revenues:						
Charges for Services	\$ 8,939,212	\$ 8,947,299	\$ 8,022,476	89.66%	\$ 698,270	8.35%
Investment Income	562	562	530	94.31%	9,915	76.27%
Miscellaneous	-	-	6	-	51,521	-
TOTAL REVENUES	\$ 8,939,774	\$ 8,947,861	\$ 8,023,012	89.66%	\$ 759,706	9.07%
Appropriations:						
Transportation	\$ 8,385,664	\$ 8,394,034	\$ 6,349,145	75.64%	\$ 6,178,822	76.15%
Non-Departmental:						
Reserves - Compensation	11,000	11,000	-	0.00%	-	0.00%
Total Non-Departmental	11,000	11,000	-	0.00%	-	0.00%
Appropriations without Contribution to Fund Balance	8,396,664	8,405,034	6,349,145	75.54%	6,178,822	76.15%
Contribution to Fund Balance	543,110	542,827	-	0.00%	-	0.00%
TOTAL APPROPRIATIONS	\$ 8,939,774	\$ 8,947,861	\$ 6,349,145	70.96%	\$ 6,178,822	73.80%
Projected Fund Balance December 31	\$ 2,308,312	\$ 2,308,029				
Fund Balance as of Report Date			\$ 3,439,069			

YTD FINANCIAL REPORT 2021 | GWINNETT COUNTY

Authority Imaging Fund (020)

The Authority Imaging Fund accounts for revenues received from fees collected by the Clerk of Superior Court Authority for document printing. These monies must be used for the development, implementation, and maintenance of a state-wide automated information system.

	FY 2021				FY 2020	
	2021 Adopted Budget	Current Annual Budget as of 10/31/2021	Actuals YTD as of 10/31/2021	% Actual to Current Budget	Actuals YTD as of 10/31/2020	% Actual to 10/31/2020 Budget
Fund Balance January 1	\$ 2,764,460	\$ 2,764,460	\$ 2,764,460			
Revenues:						
Charges for Services	\$ 705,121	\$ 705,121	\$ 1,038,340	147.26%	\$ 632,115	99.17%
Investment Income	2,721	2,721	2,058	75.63%	1,698	68.19%
TOTAL REVENUES	<u>\$ 707,842</u>	<u>\$ 707,842</u>	<u>\$ 1,040,398</u>	146.98%	<u>\$ 633,813</u>	99.05%
Appropriations:						
Contribution to Fund Balance	\$ 707,842	\$ 707,842	\$ -	0.00%	\$ -	0.00%
TOTAL APPROPRIATIONS	<u>\$ 707,842</u>	<u>\$ 707,842</u>	<u>\$ -</u>	0.00%	<u>\$ -</u>	0.00%
Projected Fund Balance December 31	\$ 3,472,302	\$ 3,472,302				
Fund Balance as of Report Date			\$ 3,804,858			

YTD FINANCIAL REPORT 2021 | GWINNETT COUNTY

Corrections Inmate Welfare Fund (085)

The Corrections Inmate Welfare Fund accounts for proceeds received from commissary sales to provide recreational materials for the benefit of the inmates at the Corrections Facility.

	FY 2021				FY 2020	
	2021 Adopted Budget	Current Annual Budget as of 10/31/2021	Actuals YTD as of 10/31/2021	% Actual to Current Budget	Actuals YTD as of 10/31/2020	% Actual to 10/31/2020 Budget
Fund Balance January 1	\$ 609,026	\$ 609,026	\$ 609,026			
Revenues:						
Charges for Services	\$ 124,000	\$ 124,000	\$ 89,451	72.14%	\$ 101,775	85.89%
Miscellaneous	8,500	8,500	4,672	54.96%	6,785	57.99%
Revenues without Use of Fund Balance	132,500	132,500	94,123	71.04%	108,560	83.38%
Use of Fund Balance	59,922	59,922	-	0.00%	-	-
TOTAL REVENUES	\$ 192,422	\$ 192,422	\$ 94,123	48.91%	\$ 108,560	83.38%
Appropriations:						
Corrections	\$ 192,422	\$ 192,422	\$ 146,398	76.08%	\$ 49,388	66.96%
TOTAL APPROPRIATIONS	\$ 192,422	\$ 192,422	\$ 146,398	76.08%	\$ 49,388	37.93%
Projected Fund Balance December 31	\$ 549,104	\$ 549,104				
Fund Balance as of Report Date			\$ 556,751			

YTD FINANCIAL REPORT 2021 | GWINNETT COUNTY

Crime Victims Assistance Fund (075)

The Crime Victims Assistance Fund accounts for revenues received from a five percent (5%) charge collected on fines within the Recorders, Juvenile, State, Superior, and Magistrate Courts of Gwinnett County. Revenues are also received from five percent (5%) of fines from municipalities within Gwinnett County. These funds must be used to provide assistance to crime victims. Revenue is split between the Solicitor's and District Attorney's offices.

The Revenue collected is distributed as follows:

- Superior Court Fines - 100% District Attorney
- State Court Fines - 100% Solicitor
- Municipal Recorder's Court - Total less subsidies, if any, with the remainder 50% Solicitor and 50% District Attorney
- Magistrate Court, Recorder's Court, and Juvenile Court - 50% Solicitor and 50% District Attorney
- Interest Earned Dividends - 50% Solicitor and 50% District Attorney

	FY 2021				FY 2020	
	2021 Adopted Budget	Current Annual Budget as of 10/31/2021	Actuals YTD as of 10/31/2021	% Actual to Current Budget	Actuals YTD as of 10/31/2020	% Actual to 10/31/2020 Budget
Fund Balance January 1	\$ 554,734	\$ 554,734	\$ 554,734			
Revenues:						
Fines and Forfeitures	\$ 667,222	\$ 667,222	\$ 473,842	71.02%	\$ 423,657	57.72%
Investment Income	-	-	34	-	1,860	74.40%
Miscellaneous	-	-	1,201	-	348	-
Revenues without Use of Fund Balance	667,222	667,222	475,077	71.20%	425,865	57.82%
Use of Fund Balance	213,176	218,808	-	0.00%	-	0.00%
TOTAL REVENUES	\$ 880,398	\$ 886,030	\$ 475,077	53.62%	\$ 425,865	45.41%
Appropriations:						
District Attorney	\$ 450,261	\$ 452,782	\$ 328,457	72.54%	\$ 298,290	81.02%
Solicitor General	420,137	423,248	318,641	75.28%	370,884	66.21%
Non-Departmental:						
Reserves - Compensation	10,000	10,000	-	0.00%	-	0.00%
Total Non-Departmental	10,000	10,000	-	0.00%	-	0.00%
TOTAL APPROPRIATIONS	\$ 880,398	\$ 886,030	\$ 647,098	73.03%	\$ 669,174	71.35%
Projected Fund Balance December 31	\$ 341,558	\$ 335,926				
Fund Balance as of Report Date			\$ 382,713			

YTD FINANCIAL REPORT 2021 | GWINNETT COUNTY

DA Federal Justice Asset Sharing Fund (080)

The District Attorney Federal Justice Asset Sharing Fund accounts for revenues received from an equitable sharing agreement between the Department of Justice and the Gwinnett County District Attorney for proceeds from confiscations. The law states that any money or property confiscated in this manner shall be used for restricted purposes, and all expenditures are validated against federal and state guidelines.

	FY 2021				FY 2020	
	2021 Adopted Budget	Current Annual Budget as of 10/31/2021	Actuals YTD as of 10/31/2021	% Actual to Current Budget	Actuals YTD as of 10/31/2020	% Actual to 10/31/2020 Budget
Fund Balance January 1	\$ 314,139	\$ 314,139	\$ 314,139			
Revenues:						
Fines and Forfeitures	\$ -	\$ -	\$ -	-	\$ 3,148	100.00%
Revenues without Use of Fund Balance	-	-	-	-	3,148	100.00%
Use of Fund Balance	175,000	175,000	-	0.00%	-	0.00%
TOTAL REVENUES	\$ 175,000	\$ 175,000	\$ -	0.00%	\$ 3,148	1.77%
Appropriations:						
District Attorney	\$ 175,000	\$ 175,000	\$ 52,659	30.09%	\$ 36,513	20.50%
TOTAL APPROPRIATIONS	\$ 175,000	\$ 175,000	\$ 52,659	30.09%	\$ 36,513	20.50%
Projected Fund Balance December 31	\$ 139,139	\$ 139,139				
Fund Balance as of Report Date			\$ 261,480			

YTD FINANCIAL REPORT 2021 | GWINNETT COUNTY

DA Federal Treasury Asset Sharing Fund (082)

The District Attorney Federal Treasury Asset Sharing Fund (082) accounts for revenues received from an equitable sharing agreement between the Department of Treasury and the Gwinnett County District Attorney for proceeds from confiscations. The law states that any money or property confiscated in this manner shall be used for restricted purposes, and all expenditures are validated against federal and state guidelines.

	FY 2021			FY 2020		
	2021 Adopted Budget	Current Annual Budget as of 10/31/2021	Actuals YTD as of 10/31/2021	% Actual to Current Budget	Actuals YTD as of 10/31/2020	% Actual to 10/31/2020 Budget
Fund Balance January 1	\$ 52,972	\$ 52,972	\$ 52,972			
Revenues:						
Fines and Forfeitures	\$ -	\$ -	\$ -	-	\$ 6,521	100.00%
TOTAL REVENUES	\$ -	\$ -	\$ -	-	\$ 6,521	100.00%
Appropriations:						
District Attorney	\$ -	\$ -	\$ -	-	\$ -	0.00%
TOTAL APPROPRIATIONS	\$ -	\$ -	\$ -	-	\$ -	0.00%
Projected Fund Balance December 31	\$ 52,972	\$ 52,972				
Fund Balance as of Report Date			\$ 52,972			

YTD FINANCIAL REPORT 2021 | GWINNETT COUNTY

E-911 Fund (095)

The E-911 Fund accounts for operations of the E-911 Communications Center. Revenues are primarily received from monthly subscriber fees remitted by wired and wireless telecommunication providers. Expenditures must comply with O.C.G.A., Title 46, Chapter 5, Article 2, Part 4.

	FY 2021				FY 2020	
	2021 Adopted Budget	Current Annual Budget as of 10/31/2021	Actuals YTD as of 10/31/2021	% Actual to Current Budget	Actuals YTD as of 10/31/2020	% Actual to 10/31/2020 Budget
Fund Balance January 1	\$ 31,804,733	\$ 31,804,733	\$ 31,804,733			
Revenues:						
Taxes	\$ -	\$ -	\$ 11,339	-	\$ 6,797	-
Charges for Services	19,500,000	19,500,000	14,956,896	76.70%	14,506,535	80.08%
Investment Income	73,060	73,060	148,156	202.79%	278,545	67.12%
Miscellaneous	-	-	9,271	-	5,545	-
Revenues without Use of Fund Balance	19,573,060	19,573,060	15,125,662	77.28%	14,797,422	79.86%
Use of Fund Balance	7,564,306	7,856,469	-	0.00%	-	0.00%
TOTAL REVENUES	<u>\$ 27,137,366</u>	<u>\$ 27,429,529</u>	<u>\$ 15,125,662</u>	55.14%	<u>\$ 14,797,422</u>	54.21%
Appropriations:						
Police Services	\$ 21,881,143	\$ 22,025,739	\$ 14,215,004	64.54%	\$ 14,990,258	66.02%
Non-Departmental:						
Reserves - Compensation	432,000	432,000	-	0.00%	-	0.00%
Other Governmental Agencies	4,274,223	4,421,790	4,421,789	100.00%	4,410,662	99.13%
Non-Departmental E-911	550,000	550,000	-	0.00%	-	0.00%
Total Non-Departmental	5,256,223	5,403,790	4,421,789	81.83%	4,410,662	96.05%
TOTAL APPROPRIATIONS	<u>\$ 27,137,366</u>	<u>\$ 27,429,529</u>	<u>\$ 18,636,793</u>	67.94%	<u>\$ 19,400,920</u>	71.07%
Projected Fund Balance December 31	\$ 24,240,427	\$ 23,948,264				
Fund Balance as of Report Date			\$ 28,293,602			

YTD FINANCIAL REPORT 2021 | GWINNETT COUNTY

Juvenile Court Supervision Fund (030)

The Juvenile Court Supervision Fund accounts for revenues collected as supervision fees from those who are placed under the courts' formal or informal supervision in order for the court to use those collections toward expenses for specific ancillary services.

	FY 2021				FY 2020	
	2021 Adopted Budget	Current Annual Budget as of 10/31/2021	Actuals YTD as of 10/31/2021	% Actual to Current Budget	Actuals YTD as of 10/31/2020	% Actual to 10/31/2020 Budget
Fund Balance January 1	\$ 222,549	\$ 222,549	\$ 222,549			
Revenues:						
Charges for Services	\$ 54,466	\$ 54,466	\$ 32,598	59.85%	\$ 42,394	75.86%
TOTAL REVENUES	<u>\$ 54,466</u>	<u>\$ 54,466</u>	<u>\$ 32,598</u>	59.85%	<u>\$ 42,394</u>	75.86%
Appropriations:						
Juvenile Court	\$ 39,905	\$ 39,905	\$ 31,993	80.17%	\$ 15,362	38.94%
Appropriations without Contribution to Fund Balance	39,905	39,905	31,993	80.17%	15,362	38.94%
Contribution to Fund Balance	14,561	14,561	-	0.00%	-	0.00%
TOTAL APPROPRIATIONS	<u>\$ 54,466</u>	<u>\$ 54,466</u>	<u>\$ 31,993</u>	58.74%	<u>\$ 15,362</u>	27.49%
Projected Fund Balance December 31	\$ 237,110	\$ 237,110				
Fund Balance as of Report Date			\$ 223,154			

YTD FINANCIAL REPORT 2021 | GWINNETT COUNTY

Police Special Justice Fund (070)

The Police Special Justice Fund accounts for revenues resulting from the U.S. Department of Justice confiscation of money or the sale of property from illegal drug and narcotics activities. The law states that any money or property confiscated in this manner shall be used for restricted purposes, and all expenditures are validated against federal guidelines.

	FY 2021				FY 2020	
	2021 Adopted Budget	Current Annual Budget as of 10/31/2021	Actuals YTD as of 10/31/2021	% Actual to Current Budget	Actuals YTD as of 10/31/2020	% Actual to 10/31/2020 Budget
Fund Balance January 1	\$ 1,038,664	\$ 1,038,664	\$ 1,038,664			
Revenues:						
Fines and Forfeitures	\$ -	\$ 141,678	\$ 141,678	100.00%	\$ 182,010	100.00%
Revenues without Use of Fund Balance	-	141,678	141,678	100.00%	182,010	100.00%
Use of Fund Balance	234,110	92,432	-	0.00%	-	-
TOTAL REVENUES	<u>\$ 234,110</u>	<u>\$ 234,110</u>	<u>\$ 141,678</u>	60.52%	<u>\$ 182,010</u>	100.00%
Appropriations:						
Police Services	\$ 234,110	\$ 234,110	\$ 167,374	71.49%	\$ 25,625	23.09%
TOTAL APPROPRIATIONS	<u>\$ 234,110</u>	<u>\$ 234,110</u>	<u>\$ 167,374</u>	71.49%	<u>\$ 25,625</u>	14.08%
Projected Fund Balance December 31	\$ 804,554	\$ 946,232				
Fund Balance as of Report Date			\$ 1,012,968			

YTD FINANCIAL REPORT 2021 | GWINNETT COUNTY

Police Special State Fund (072)

The Police Special State Fund accounts for revenues resulting from the State of Georgia's confiscation of money or the sale of property from illegal drug and narcotics activities. The law states that any money or property confiscated in this manner shall be used for restricted purposes, and all expenditures are validated against state guidelines.

	FY 2021			% Actual to Current Budget	FY 2020	
	2021 Adopted Budget	Current Annual Budget as of 10/31/2021	Actuals YTD as of 10/31/2021		Actuals YTD as of 10/31/2020	% Actual to 10/31/2020 Budget
Fund Balance January 1	\$ 1,292,625	\$ 1,292,625	\$ 1,292,625			
Revenues:						
Fines and Forfeitures	\$ -	\$ 87,904	\$ 87,904	100.00%	\$ 227,695	100.00%
Revenues without Use of Fund Balance	-	87,904	87,904	100.00%	227,695	100.00%
Use of Fund Balance	124,900	244,490	-	0.00%	-	0.00%
TOTAL REVENUES	<u>\$ 124,900</u>	<u>\$ 332,394</u>	<u>\$ 87,904</u>	26.45%	<u>\$ 227,695</u>	23.93%
Appropriations:						
Police Services	\$ 124,900	\$ 332,394	\$ 44,442	13.37%	\$ 398,736	41.91%
TOTAL APPROPRIATIONS	<u>\$ 124,900</u>	<u>\$ 332,394</u>	<u>\$ 44,442</u>	13.37%	<u>\$ 398,736</u>	41.91%
Projected Fund Balance December 31	\$ 1,167,725	\$ 1,048,135				
Fund Balance as of Report Date			\$ 1,336,087			

YTD FINANCIAL REPORT 2021 | GWINNETT COUNTY

Sheriff Inmate Fund (090)

The Sheriff Inmate Fund accounts for proceeds received from commissary sales to provide materials and services for the benefit of the inmates at the Detention Center.

	FY 2021				FY 2020	
	2021 Adopted Budget	Current Annual Budget as of 10/31/2021	Actuals YTD as of 10/31/2021	% Actual to Current Budget	Actuals YTD as of 10/31/2020	% Actual to 10/31/2020 Budget
Fund Balance January 1	\$ 4,279,922	\$ 4,279,922	\$ 4,279,922			
Revenues:						
Charges for Services	\$ 781,737	\$ 781,737	\$ 178,012	22.77%	\$ 580,670	81.18%
Investment Income	-	-	22,355	-	36,870	-
TOTAL REVENUES	<u>\$ 781,737</u>	<u>\$ 781,737</u>	<u>\$ 200,367</u>	25.63%	<u>\$ 617,540</u>	86.33%
Appropriations:						
Sheriff	\$ 718,973	\$ 718,973	\$ 381,465	53.06%	\$ 379,228	58.12%
Appropriations without Contribution to Fund Balance	718,973	718,973	381,465	53.06%	379,228	58.12%
Contribution to Fund Balance	62,764	62,764	-	0.00%	-	0.00%
TOTAL APPROPRIATIONS	<u>\$ 781,737</u>	<u>\$ 781,737</u>	<u>\$ 381,465</u>	48.80%	<u>\$ 379,228</u>	53.01%
Projected Fund Balance December 31	\$ 4,342,686	\$ 4,342,686				
Fund Balance as of Report Date			\$ 4,098,824			

YTD FINANCIAL REPORT 2021 | GWINNETT COUNTY

Sheriff Special Justice Fund (065)

The Sheriff Special Justice Fund accounts for revenues resulting from the U.S. Department of Justice confiscation of money or the sale of property from illegal drug and narcotics activities. The law states that any money or property confiscated in this manner shall be used for restricted purposes, and all expenditures are validated against federal guidelines.

	FY 2021				FY 2020	
	2021 Adopted Budget	Current Annual Budget as of 10/31/2021	Actuals YTD as of 10/31/2021	% Actual to Current Budget	Actuals YTD as of 10/31/2020	% Actual to 10/31/2020 Budget
Fund Balance January 1	\$ 369,318	\$ 369,318	\$ 369,318			
Revenues:						
Fines and Forfeitures	\$ -	\$ 192,308	\$ 192,308	100.00%	\$ 125,008	100.00%
Revenues without Use of Fund Balance	-	192,308	192,308	100.00%	125,008	100.00%
Use of Fund Balance	200,000	200,000	-	0.00%	-	0.00%
TOTAL REVENUES	<u>\$ 200,000</u>	<u>\$ 392,308</u>	<u>\$ 192,308</u>	49.02%	<u>\$ 125,008</u>	38.46%
Appropriations:						
Sheriff	\$ 200,000	\$ 392,308	\$ 117,278	29.89%	\$ 218,643	67.27%
TOTAL APPROPRIATIONS	<u>\$ 200,000</u>	<u>\$ 392,308</u>	<u>\$ 117,278</u>	29.89%	<u>\$ 218,643</u>	67.27%
Projected Fund Balance December 31	\$ 169,318	\$ 169,318				
Fund Balance as of Report Date			\$ 444,348			

YTD FINANCIAL REPORT 2021 | GWINNETT COUNTY

Sheriff Special Treasury Fund (066)

The Sheriff Special Treasury Fund accounts for revenues resulting from the U.S. Department of Treasury confiscation of money or the sale of property from illegal drug and narcotics activities. The law states that any money or property confiscated in this manner shall be used for restricted purposes, and all expenditures are validated against federal guidelines.

	FY 2021				FY 2020	
	2021 Adopted Budget	Current Annual Budget as of 10/31/2021	Actuals YTD as of 10/31/2021	% Actual to Current Budget	Actuals YTD as of 10/31/2020	% Actual to 10/31/2020 Budget
Fund Balance January 1	\$ 307,626	\$ 307,626	\$ 307,626			
Revenues:						
Fines and Forfeitures	\$ -	\$ -	\$ -	-	\$ 97,516	100.00%
Revenues without Use of Fund Balance	-	-	-	-	97,516	100.00%
Use of Fund Balance	100,000	100,000	-	0.00%	-	0.00%
TOTAL REVENUES	<u>\$ 100,000</u>	<u>\$ 100,000</u>	<u>\$ -</u>	0.00%	<u>\$ 97,516</u>	32.78%
Appropriations:						
Sheriff	\$ 100,000	\$ 100,000	\$ 20,985	20.99%	\$ 107,146	36.01%
TOTAL APPROPRIATIONS	<u>\$ 100,000</u>	<u>\$ 100,000</u>	<u>\$ 20,985</u>	20.99%	<u>\$ 107,146</u>	36.01%
Projected Fund Balance December 31	\$ 207,626	\$ 207,626				
Fund Balance as of Report Date			\$ 286,641			

YTD FINANCIAL REPORT 2021 | GWINNETT COUNTY

Sheriff Special State Fund (067)

The Sheriff Special State Fund accounts for revenues resulting from the State of Georgia's confiscation of money or the sale of property from illegal drug and narcotics activities. The law states that any money or property confiscated in this manner shall be used for restricted purposes, and all expenditures are validated against federal guidelines.

	FY 2021				FY 2020	
	2021 Adopted Budget	Current Annual Budget as of 10/31/2021	Actuals YTD as of 10/31/2021	% Actual to Current Budget	Actuals YTD as of 10/31/2020	% Actual to 10/31/2020 Budget
Fund Balance January 1	\$ 327,353	\$ 327,353	\$ 327,353			
Revenues:						
Fines and Forfeitures	\$ -	\$ 350	\$ 350	100.00%	\$ -	-
Investment Income	-	-	313	-	260	-
Revenues without Use of Fund Balance	-	350	663	189.43%	260	-
Use of Fund Balance	100,000	100,000	-	0.00%	-	0.00%
TOTAL REVENUES	\$ 100,000	\$ 100,350	\$ 663	0.66%	\$ 260	0.13%
Appropriations:						
Sheriff	\$ 100,000	\$ 100,350	\$ 10,000	9.97%	\$ 1,150	0.58%
TOTAL APPROPRIATIONS	\$ 100,000	\$ 100,350	\$ 10,000	9.97%	\$ 1,150	0.58%
Projected Fund Balance December 31	\$ 227,353	\$ 227,353				
Fund Balance as of Report Date			\$ 318,016			

YTD FINANCIAL REPORT 2021 | GWINNETT COUNTY

Stadium Fund (055)

The Stadium Fund accumulates stadium-related revenues in order to pay debt service on the Stadium construction bonds and insurance expenditures. Motor vehicle rental excise taxes are received one month in arrears. Intergovernmental revenue is realized in the form of a one-time annual payment from the Gwinnett Convention and Visitors Bureau in January. Charges for Services revenues from ticket sales, parking, rental fees, and naming rights are received in April, June, and October. Debt service payments occur biannually in January and July.

	FY 2021				FY 2020	
	2021 Adopted Budget	Current Annual Budget as of 10/31/2021	Actuals YTD as of 10/31/2021	% Actual to Current Budget	Actuals YTD as of 10/31/2020	% Actual to 10/31/2020 Budget
Fund Balance January 1	\$ 2,322,298	\$ 2,322,298	\$ 2,322,298			
Revenues:						
Taxes	\$ 827,600	\$ 827,600	\$ 490,135	59.22%	\$ 608,960	69.17%
Intergovernmental	400,000	400,000	400,000	100.00%	400,000	100.00%
Charges for Services	1,138,385	1,138,385	488,899	42.95%	488,899	43.76%
Investment Income	-	-	460	-	6,496	-
TOTAL REVENUES	<u>\$ 2,365,985</u>	<u>\$ 2,365,985</u>	<u>\$ 1,379,494</u>	58.31%	<u>\$ 1,504,355</u>	62.74%
Appropriations:						
Stadium Operations	\$ 2,146,746	\$ 2,146,746	\$ 2,126,717	99.07%	\$ 2,110,609	99.19%
Appropriations without Contribution to Fund Balance	2,146,746	2,146,746	2,126,717	99.07%	2,110,609	99.19%
Contribution to Fund Balance	219,239	219,239	-	0.00%	-	0.00%
TOTAL APPROPRIATIONS	<u>\$ 2,365,985</u>	<u>\$ 2,365,985</u>	<u>\$ 2,126,717</u>	89.89%	<u>\$ 2,110,609</u>	88.03%
Projected Fund Balance December 31	\$ 2,541,537	\$ 2,541,537				
Fund Balance as of Report Date			\$ 1,575,075			

YTD FINANCIAL REPORT 2021 | GWINNETT COUNTY

Tree Bank Fund (040)

This fund accounts for activities related to the Gwinnett County Buffer, Landscape and Tree Ordinance. During the permitting process, the developer has the option to pay money when the required tree density units cannot be met on site. The monies collected must be used by the Department of Planning and Development, Community Services and/or Support Services for the planting of trees at parks, greenways, fire stations, and libraries within the same commission district in which the development is located or within five miles of such district. Alternate planning locations may be approved by the Director of the Department of Planning and Development. Expenditures for this fund occur as projects are identified and approved.

	FY 2021				FY 2020	
	2021 Adopted Budget	Current Annual Budget as of 10/31/2021	Actuals YTD as of 10/31/2021	% Actual to Current Budget	Actuals YTD as of 10/31/2020	% Actual to 10/31/2020 Budget
Fund Balance January 1	\$ 383,609	\$ 383,609	\$ 383,609			
Revenues:						
Licenses and Permits	\$ 15,000	\$ 15,000	\$ 119,528	796.85%	\$ 26,848	178.99%
Investment Income	-	-	123	-	-	-
Revenues without Use of Fund Balance	15,000	15,000	119,651	797.67%	26,848	178.99%
Use of Fund Balance	15,000	15,000	-	0.00%	-	0.00%
TOTAL REVENUES	\$ 30,000	\$ 30,000	\$ 119,651	398.84%	\$ 26,848	134.24%
Appropriations:						
Planning and Development	\$ 30,000	\$ 30,000	-	0.00%	-	0.00%
TOTAL APPROPRIATIONS	\$ 30,000	\$ 30,000	\$ -	0.00%	\$ -	0.00%
Projected Fund Balance December 31	\$ 368,609	\$ 368,609				
Fund Balance as of Report Date			\$ 503,260			

YTD FINANCIAL REPORT 2021 | GWINNETT COUNTY

Tourism Fund (050)

The Tourism Fund accounts for the collection and disbursement of hotel/motel tax revenue in accordance with state law which includes debt service payments for the Gas South District and parking facility. Hotel/motel taxes are received one month in arrears. Other expenses associated with this fund are quarterly payments to the Gwinnett Convention and Visitors Bureau per a management agreement. Debt service payments occur biannually in March and September.

	FY 2021				FY 2020	
	2021 Adopted Budget	Current Annual Budget as of 10/31/2021	Actuals YTD as of 10/31/2021	% Actual to Current Budget	Actuals YTD as of 10/31/2020	% Actual to 10/31/2020 Budget
Fund Balance January 1	\$ 34,171,974	\$ 34,171,974	\$ 34,171,974			
Revenues:						
Taxes	\$ 9,554,180	\$ 9,554,180	\$ 7,784,586	81.48%	\$ 5,128,003	43.43%
Charges for Services	150	150	1,774	1,182.67%	-	0.00%
Investment Income	-	60,000	51,284	85.47%	24,610	-
Other Financing Sources	-	-	-	-	33,000,000	-
Revenues without Use of Fund Balance	9,554,330	9,614,330	7,837,644	81.52%	38,152,613	323.15%
Use of Fund Balance	5,162,690	5,102,690	-	0.00%	-	0.00%
TOTAL REVENUES	\$ 14,717,020	\$ 14,717,020	\$ 7,837,644	53.26%	\$ 38,152,613	288.62%
Appropriations:						
Facility Debt	\$ 11,297,115	\$ 11,297,115	\$ 11,297,115	100.00%	\$ 8,707,442	100.00%
Tourism	3,419,905	3,419,905	3,377,352	98.76%	4,468,048	99.03%
TOTAL APPROPRIATIONS	\$ 14,717,020	\$ 14,717,020	\$ 14,674,467	99.71%	\$ 13,175,490	99.67%
Projected Fund Balance December 31	\$ 29,009,284	\$ 29,069,284				
Fund Balance as of Report Date			\$ 27,335,151			

YTD FINANCIAL REPORT 2021 | GWINNETT COUNTY

Airport Operating Fund (520)

The Airport Operating Fund accounts for the operation and maintenance of the County airport, Briscoe Field.

	FY 2021				FY 2020	
	2021 Adopted Budget	Current Annual Budget as of 10/31/2021	Actuals YTD as of 10/31/2021	% Actual to Current Budget	Actuals YTD as of 10/31/2020	% Actual to 10/31/2020 Budget
Net Position January 1	\$ 670,470	\$ 670,470	\$ 670,470			
Revenues:						
Charges for Services	\$ 167,000	\$ 167,000	\$ 154,029	92.23%	\$ 121,500	75.94%
Investment Income	-	-	77	-	1,140	-
Miscellaneous	1,190,000	1,224,797	768,197	62.72%	652,768	56.55%
Other Financing Sources	810,000	810,000	675,000	83.33%	33,333	83.33%
Revenues without Use of Net Position	2,167,000	2,201,797	1,597,303	72.55%	808,741	59.71%
Use of Net Position	290,598	260,562	-	0.00%	-	0.00%
TOTAL REVENUES	\$ 2,457,598	\$ 2,462,359	\$ 1,597,303	64.87%	\$ 808,741	53.76%
Appropriations:						
Transportation*	\$ 2,446,598	\$ 2,451,359	\$ 1,639,542	66.88%	\$ 912,082	60.94%
Non-Departmental:						
Reserves - Compensation	10,000	10,000	-	0.00%	-	0.00%
Reserves - Fuel/Parts	1,000	1,000	-	0.00%	-	0.00%
Total Non-Departmental	11,000	11,000	-	0.00%	-	0.00%
TOTAL APPROPRIATIONS	\$ 2,457,598	\$ 2,462,359	\$ 1,639,542	66.58%	\$ 912,082	60.63%
Projected Net Position December 31	\$ 379,872	\$ 409,908				
Net Position as of Report Date			\$ 628,231			

* Includes amounts transferred to the renewal and extension fund for capital improvement purposes.

YTD FINANCIAL REPORT 2021 | GWINNETT COUNTY

Economic Development Operating Fund (530)

The Economic Development Operating Fund supports debt service and operations related to economic development. Debt service payments occur biannually in March and September.

	FY 2021				FY 2020	
	2021 Adopted Budget	Current Annual Budget as of 10/31/2021	Actuals YTD as of 10/31/2021	% Actual to Current Budget	Actuals YTD as of 10/31/2020	% Actual to 10/31/2020 Budget
Net Position January 1	\$ 2,232,488	\$ 2,232,488	\$ 2,232,488			
Revenues:						
Investment Income	\$ -	\$ -	\$ 276	-	\$ 7,896	-
Miscellaneous	5,176,600	5,176,600	4,150,417	80.18%	1,381,054	34.89%
Other Financing Sources	-	6,500,000	6,500,000	100.00%	-	-
Revenues without Use of Net Position	5,176,600	11,676,600	10,650,693	91.21%	1,388,950	35.08%
Use of Net Position	436,097	-	-	-	-	0.00%
TOTAL REVENUES	\$ 5,612,697	\$ 11,676,600	\$ 10,650,693	91.21%	\$ 1,388,950	25.60%
Appropriations:						
Non-Departmental:						
Economic Development Activity	\$ 5,612,697	\$ 8,043,410	\$ 5,283,819	65.69%	\$ 3,504,623	64.58%
Total Non-Departmental	5,612,697	8,043,410	5,283,819	65.69%	3,504,623	64.58%
Appropriations without Working Capital Reserve	5,612,697	8,043,410	5,283,819	65.69%	3,504,623	64.58%
Working Capital Reserve	-	3,633,190	-	0.00%	-	-
TOTAL APPROPRIATIONS	\$ 5,612,697	\$ 11,676,600	\$ 5,283,819	45.25%	\$ 3,504,623	64.58%
Projected Net Position December 31	\$ 1,796,391	\$ 5,865,678				
Net Position as of Report Date			\$ 7,599,362			

YTD FINANCIAL REPORT 2021 | GWINNETT COUNTY

Local Transit Operating Fund (515)

The Local Transit Operating Fund accounts for the operation and maintenance of the Transit System. Revenues are received from fares and a contribution from the General Fund.

	FY 2021				FY 2020	
	2021 Adopted Budget	Current Annual Budget as of 10/31/2021	Actuals YTD as of 10/31/2021	% Actual to Current Budget	Actuals YTD as of 10/31/2020	% Actual to 10/31/2020 Budget
Net Position January 1	\$ 11,286,369	\$ 11,286,369	\$ 11,286,369			
Revenues:						
Charges for Services	\$ 3,294,045	\$ 3,294,045	\$ 996,800	30.26%	\$ 1,051,375	26.57%
Investment Income	36,530	36,530	55,761	152.64%	80,362	42.30%
Miscellaneous	5,000	5,000	32,748	654.96%	4,573	22.87%
Other Financing Sources	3,500,000	12,088,000	5,779,333	47.81%	9,887,500	83.33%
Revenues without Use of Net Position	6,835,575	15,423,575	6,864,642	44.51%	11,023,810	68.76%
Use of Net Position	5,170,015	-	-	-	-	0.00%
TOTAL REVENUES	\$ 12,005,590	\$ 15,423,575	\$ 6,864,642	44.51%	\$ 11,023,810	64.84%
Appropriations:						
Transportation*	\$ 12,005,590	\$ 12,492,564	\$ 6,419,718	51.39%	\$ 6,062,215	35.68%
Appropriations without Working Capital Reserve	12,005,590	12,492,564	6,419,718	51.39%	6,062,215	35.66%
Working Capital Reserve	-	2,931,011	-	0.00%	-	-
TOTAL APPROPRIATIONS	\$ 12,005,590	\$ 15,423,575	\$ 6,419,718	41.62%	\$ 6,062,215	35.66%
Projected Net Position December 31	\$ 6,116,354	\$ 14,217,380				
Net Position as of Report Date			\$ 11,731,293			

* Includes amounts transferred to the renewal and extension fund for capital improvement purposes.

YTD FINANCIAL REPORT 2021 | GWINNETT COUNTY

Solid Waste Operating Fund (595)

The Solid Waste Operating Fund accounts for the operations as provided in the Solid Waste Collection and Disposal Services Ordinance. Tax revenues are received quarterly from non-exclusive franchise fees paid by commercial waste haulers. Residential service fees are paid by homeowners in unincorporated Gwinnett County and reported as Charges for Services. Payments to haulers lag one month.

	FY 2021				FY 2020	
	2021 Adopted Budget	Current Annual Budget as of 10/31/2021	Actuals YTD as of 10/31/2021	% Actual to Current Budget	Actuals YTD as of 10/31/2020	% Actual to 10/31/2020 Budget
Net Position January 1	\$ 28,685,027	\$ 28,685,027	\$ 28,685,027			
Revenues:						
Taxes	\$ 950,000	\$ 950,000	\$ 715,254	75.29%	\$ 698,734	90.16%
Charges for Services	44,407,398	44,407,398	35,967,453	80.99%	34,956,877	83.98%
Investment Income	154,550	154,550	232,650	150.53%	647,377	76.16%
Contributions and Donations	-	100,000	-	0.00%	-	-
Miscellaneous	100	100	1,248	1,248.00%	390	390.00%
TOTAL REVENUES	<u>\$ 45,512,048</u>	<u>\$ 45,612,048</u>	<u>\$ 36,916,605</u>	80.94%	<u>\$ 36,303,378</u>	83.93%
Appropriations:						
Support Services	\$ 45,448,143	\$ 45,553,816	\$ 32,485,659	71.31%	\$ 31,821,604	74.45%
Non-Departmental:						
Reserves - Compensation	10,000	10,000	-	0.00%	-	0.00%
Total Non-Departmental	<u>10,000</u>	<u>10,000</u>	<u>-</u>	0.00%	<u>-</u>	0.00%
Appropriations without Working Capital Reserve	45,458,143	45,563,816	32,485,659	71.30%	31,821,604	74.42%
Working Capital Reserve	53,905	48,232	-	0.00%	-	0.00%
TOTAL APPROPRIATIONS	<u>\$ 45,512,048</u>	<u>\$ 45,612,048</u>	<u>\$ 32,485,659</u>	71.22%	<u>\$ 31,821,604</u>	73.57%
Projected Net Position December 31	\$ 28,738,932	\$ 28,733,259				
Net Position as of Report Date			\$ 33,115,973			

Payments to Haulers is included in the Support Services expense line item.

YTD FINANCIAL REPORT 2021 | GWINNETT COUNTY

Stormwater Operating Fund (590)

This fund supports the operation, maintenance, and capital improvement of the County's stormwater system. Charges for services are calculated based on the impervious surface of a parcel of land and are collected in the fourth quarter with property tax collections.

	FY 2021				FY 2020	
	2021 Adopted Budget	Current Annual Budget as of 10/31/2021	Actuals YTD as of 10/31/2021	% Actual to Current Budget	Actuals YTD as of 10/31/2020	% Actual to 10/31/2020 Budget
Net Position January 1	\$ 11,846,255	\$ 11,846,255	\$ 11,846,255			
Revenues:						
Charges for Services	\$ 30,789,231	\$ 30,789,231	\$ 26,915,792	87.42%	\$ 2,756,008	9.13%
Investment Income	28,100	28,100	18,247	64.94%	75,939	23.01%
Miscellaneous	-	-	6,949	-	1,843	1.43%
Revenues without Use of Net Position	30,817,331	30,817,331	26,940,988	87.42%	2,833,790	9.25%
Use of Net Position	1,069,505	1,071,000	-	0.00%	-	-
TOTAL REVENUES	\$ 31,886,836	\$ 31,888,331	\$ 26,940,988	84.49%	\$ 2,833,790	9.25%
Appropriations:						
Planning and Development	\$ 1,205,570	\$ 1,210,017	\$ 864,430	71.44%	\$ 759,412	80.02%
Water Resources*	30,516,266	30,513,314	18,314,039	60.02%	12,736,667	43.33%
Non-Departmental:						
Reserves - Compensation	125,000	125,000	-	0.00%	-	0.00%
Reserves - Fuel/Parts	10,000	10,000	-	0.00%	-	0.00%
Non-Departmental Stormwater	30,000	30,000	-	0.00%	-	0.00%
Total Non-Departmental	165,000	165,000	-	0.00%	-	0.00%
TOTAL APPROPRIATIONS	\$ 31,886,836	\$ 31,888,331	\$ 19,178,469	60.14%	\$ 13,496,079	44.04%
Projected Net Position December 31	\$ 10,776,750	\$ 10,775,255				
Net Position as of Report Date			\$ 19,608,774			

* Includes amounts transferred to the renewal and extension fund for capital improvement purposes.

YTD FINANCIAL REPORT 2021 | GWINNETT COUNTY

Water and Sewer Operating Fund (501)

This fund supports the operation, maintenance, and capital improvement of the water and sewer system. Revenues are received from monthly usage bills, connections fees, and development charges.

	FY 2021				FY 2020	
	2021 Adopted Budget	Current Annual Budget as of 10/31/2021	Actuals YTD as of 10/31/2021	% Actual to Current Budget	Actuals YTD as of 10/31/2020	% Actual to 10/31/2020 Budget
Net Position January 1	\$ 131,388,533	\$ 131,388,533	\$ 131,388,533			
Revenues:						
Intergovernmental	\$ -	\$ -	\$ -	-	\$ 24,202	-
Charges for Services	347,235,676	347,435,676	286,718,799	82.52%	267,795,803	77.09%
Investment Income	305,800	305,800	743,646	243.18%	1,308,479	130.85%
Contributions and Donations	20,903,318	20,903,318	28,492,019	136.30%	21,762,252	122.24%
Miscellaneous	50,000	50,000	1,098,699	2,197.40%	346,018	500.97%
TOTAL REVENUES	\$ 368,494,794	\$ 368,694,794	\$ 317,053,163	85.99%	\$ 291,236,754	75.47%
Appropriations:						
Planning and Development	\$ 985,526	\$ 963,093	\$ 716,629	74.41%	\$ 783,552	78.00%
Water Resources*	363,461,506	363,044,360	291,186,346	80.21%	302,426,526	78.73%
Non-Departmental:						
Reserves - Compensation	1,292,000	1,292,000	-	0.00%	-	0.00%
Reserves - Fuel/Parts	65,000	65,000	-	0.00%	-	0.00%
Non-Departmental Water Resources	50,000	50,000	-	0.00%	-	0.00%
Total Non-Departmental	1,407,000	1,407,000	-	0.00%	-	0.00%
Appropriations without Working Capital Reserve	365,854,032	365,414,453	291,902,975	79.88%	303,210,078	78.57%
Working Capital Reserve	2,640,762	3,280,341	-	0.00%	-	-
TOTAL APPROPRIATIONS	\$ 368,494,794	\$ 368,694,794	\$ 291,902,975	79.17%	\$ 303,210,078	78.57%
Projected Net Position December 31	\$ 134,029,295	\$ 134,668,874				
Net Position as of Report Date			\$ 156,538,721			

* Includes amounts transferred to the renewal and extension fund for capital improvement purposes.

YTD FINANCIAL REPORT 2021 | GWINNETT COUNTY

Administrative Support Fund (665)

The Administrative Support Fund accounts for the activities of all central support departments not reported elsewhere: County Administration, Communications, Financial Services, Human Resources, Information Technology Services, Law, and Support Services. These activities are funded by indirect cost charges to all other funds receiving benefits.

	FY 2021				FY 2020	
	2021 Adopted Budget	Current Annual Budget as of 10/31/2021	Actuals YTD as of 10/31/2021	% Actual to Current Budget	Actuals YTD as of 10/31/2020	% Actual to 10/31/2020 Budget
Net Position January 1	\$ 15,253,580	\$ 15,253,580	\$ 15,253,580			
Revenues:						
Charges for Services	\$ 92,601,548	\$ 92,601,548	\$ 68,167,244	73.61%	\$ 64,618,593	74.85%
Investment Income	28,100	28,100	119,034	423.61%	173,404	108.38%
Miscellaneous	268,438	268,438	376,079	140.10%	286,804	117.81%
Revenues without Use of Net Position	92,898,086	92,898,086	68,662,357	73.91%	65,078,801	75.03%
Use of Net Position	-	174,825	-	0.00%	-	-
TOTAL REVENUES	\$ 92,898,086	\$ 93,072,911	\$ 68,662,357	73.77%	\$ 65,078,801	75.03%
Appropriations:						
Communications	\$ -	\$ 3,809,107	\$ 2,220,280	58.29%	\$ -	-
County Administration	5,578,690	2,358,143	1,732,151	73.45%	3,956,269	70.70%
Financial Services	11,685,010	11,601,732	9,133,691	78.73%	8,796,968	77.01%
Human Resources	4,859,404	4,912,473	3,677,939	74.87%	3,002,048	67.43%
Information Technology Services	47,226,935	46,917,023	28,980,110	61.77%	31,703,117	72.81%
Law	2,824,829	2,814,092	2,274,361	80.82%	2,219,565	79.73%
Support Services	18,835,886	18,786,341	13,615,427	72.48%	11,485,133	69.48%
Non-Departmental:						
Reserves - Fuel/Parts	3,000	3,000	-	0.00%	-	0.00%
Non-Departmental Admin Support	1,871,000	1,871,000	516,915	27.63%	469,535	28.82%
Total Non-Departmental	1,874,000	1,874,000	516,915	27.58%	469,535	28.77%
Appropriations without Working Capital Reserve	92,884,754	93,072,911	62,150,874	66.78%	61,632,635	71.70%
Working Capital Reserve	13,332	-	-	-	-	0.00%
TOTAL APPROPRIATIONS	\$ 92,898,086	\$ 93,072,911	\$ 62,150,874	66.78%	\$ 61,632,635	71.06%
Projected Net Position December 31	\$ 15,266,912	\$ 15,078,755				
Net Position as of Report Date			\$ 21,765,063			

YTD FINANCIAL REPORT 2021 | GWINNETT COUNTY

Auto Liability Fund (606)

The Auto Liability Fund accounts for all financial transactions related to the County's property, liability and casualty insurance coverage on vehicles. Revenues are contributions from other Gwinnett County funds and are based on the number of employees and actual third party automobile claims for County vehicles only.

	FY 2021				FY 2020	
	2021 Adopted Budget	Current Annual Budget as of 10/31/2021	Actuals YTD as of 10/31/2021	% Actual to Current Budget	Actuals YTD as of 10/31/2020	% Actual to 10/31/2020 Budget
Net Position January 1	\$ 2,687,873	\$ 2,687,873	\$ 2,687,873			
Revenues:						
Charges for Services	\$ 2,250,000	\$ 2,250,000	\$ 1,875,001	83.33%	\$ 1,875,000	83.33%
Investment Income	8,430	8,430	19,085	226.39%	46,985	106.78%
Revenues without Use of Net Position	2,258,430	2,258,430	1,894,086	83.87%	1,921,985	83.78%
Use of Net Position	72,942	72,942	-	0.00%	-	0.00%
TOTAL REVENUES	\$ 2,331,372	\$ 2,331,372	\$ 1,894,086	81.24%	\$ 1,921,985	81.82%
Appropriations:						
Financial Services	\$ 2,331,372	\$ 2,331,372	\$ 395,465	16.96%	\$ 1,630,685	69.42%
TOTAL APPROPRIATIONS	\$ 2,331,372	\$ 2,331,372	\$ 395,465	16.96%	\$ 1,630,685	69.42%
Projected Net Position December 31	\$ 2,614,931	\$ 2,614,931				
Net Position as of Report Date			\$ 4,186,494			

YTD FINANCIAL REPORT 2021 | GWINNETT COUNTY

Fleet Management Fund (610)

The Fleet Management Fund accounts for all financial transactions related to the maintenance of the County fleet.

	FY 2021				FY 2020	
	2021 Adopted Budget	Current Annual Budget as of 10/31/2021	Actuals YTD as of 10/31/2021	% Actual to Current Budget	Actuals YTD as of 10/31/2020	% Actual to 10/31/2020 Budget
Net Position January 1	\$ 1,157,662	\$ 1,157,662	\$ 1,157,662			
Revenues:						
Charges for Services	\$ 9,542,250	\$ 9,542,250	\$ 7,171,107	75.15%	\$ 6,123,672	69.98%
Miscellaneous	292,000	292,000	268,628	92.00%	313,347	85.18%
Other Financing Sources	-	-	18,400	-	28,222	-
TOTAL REVENUES	<u>\$ 9,834,250</u>	<u>\$ 9,834,250</u>	<u>\$ 7,458,135</u>	75.84%	<u>\$ 6,465,241</u>	70.90%
Appropriations:						
Support Services	\$ 8,445,343	\$ 8,439,227	\$ 6,493,874	76.95%	\$ 6,235,810	76.86%
Non-Departmental:						
Reserves - Compensation	131,000	131,000	-	0.00%	-	0.00%
Reserves - Fuel/Parts	4,000	4,000	-	0.00%	-	0.00%
Non-Departmental Fleet Management	419,500	419,500	349,583	83.33%	595,833	83.33%
Total Non-Departmental	<u>554,500</u>	<u>554,500</u>	<u>349,583</u>	63.04%	<u>595,833</u>	77.32%
Appropriations without Working Capital Reserve	8,999,843	8,993,727	6,843,457	76.09%	6,831,643	76.90%
Working Capital Reserve	834,407	840,523	-	0.00%	-	0.00%
TOTAL APPROPRIATIONS	<u>\$ 9,834,250</u>	<u>\$ 9,834,250</u>	<u>\$ 6,843,457</u>	69.59%	<u>\$ 6,831,643</u>	74.92%
Projected Net Position December 31	\$ 1,992,069	\$ 1,998,185				
Net Position as of Report Date			\$ 1,772,340			

YTD FINANCIAL REPORT 2021 | GWINNETT COUNTY

Group Self-Insurance Fund (605)

The Group Self Insurance Fund accounts for all financial transactions related to the payment of premiums and benefits for active employees' health, disability, and life insurance. Revenues are received from employee and employer contributions.

	FY 2021				FY 2020	
	2021 Adopted Budget	Current Annual Budget as of 10/31/2021	Actuals YTD as of 10/31/2021	% Actual to Current Budget	Actuals YTD as of 10/31/2020	% Actual to 10/31/2020 Budget
Net Position January 1	\$ 32,587,204	\$ 32,587,204	\$ 32,587,204			
Revenues:						
Charges for Services	\$ 72,217,516	\$ 72,217,516	\$ 58,858,959	81.50%	\$ 57,220,085	86.24%
Investment Income	98,350	98,350	236,147	240.11%	417,698	77.35%
Miscellaneous	-	-	671,652	-	658,007	-
Revenues without Use of Net Position	72,315,866	72,315,866	59,766,758	82.65%	58,295,790	87.15%
Use of Net Position	2,766,183	2,760,493	-	0.00%	-	0.00%
TOTAL REVENUES	\$ 75,082,049	\$ 75,076,359	\$ 59,766,758	79.61%	\$ 58,295,790	86.37%
Appropriations:						
Human Resources	\$ 75,072,049	\$ 75,066,359	\$ 57,688,949	76.85%	\$ 58,411,428	86.58%
Non-Departmental:						
Reserves - Compensation	10,000	10,000	-	0.00%	-	0.00%
Total Non-Departmental	10,000	10,000	-	0.00%	-	0.00%
TOTAL APPROPRIATIONS	\$ 75,082,049	\$ 75,076,359	\$ 57,688,949	76.84%	\$ 58,411,428	86.55%
Projected Net Position December 31	\$ 29,821,021	\$ 29,826,711				
Net Position as of Report Date			\$ 34,665,013			

YTD FINANCIAL REPORT 2021 | GWINNETT COUNTY

Risk Management Fund (602)

The Risk Management Fund accounts for all financial transactions related to the County's property liability and casualty insurance. Revenues are received from charges to the user departments based on the number of employees, prior claims, and property liability coverage needs. Annual insurance premiums are paid in January.

	FY 2021				FY 2020	
	2021 Adopted Budget	Current Annual Budget as of 10/31/2021	Actuals YTD as of 10/31/2021	% Actual to Current Budget	Actuals YTD as of 10/31/2020	% Actual to 10/31/2020 Budget
Net Position January 1	\$ 4,221,481	\$ 4,221,481	\$ 4,221,481			
Revenues:						
Charges for Services	\$ 7,861,423	\$ 7,861,423	\$ 6,551,186	83.33%	\$ 5,708,334	83.33%
Investment Income	23,885	23,885	66,973	280.40%	98,826	66.77%
Miscellaneous	-	-	2,755	-	3,015	-
Revenues without Use of Net Position	7,885,308	7,885,308	6,620,914	83.97%	5,810,175	83.03%
Use of Net Position	1,968,448	1,972,019	-	0.00%	-	0.00%
TOTAL REVENUES	\$ 9,853,756	\$ 9,857,327	\$ 6,620,914	67.17%	\$ 5,810,175	49.22%
Appropriations:						
Financial Services	\$ 9,843,756	\$ 9,847,327	\$ 7,226,709	73.39%	\$ 11,273,682	95.62%
Non-Departmental:						
Reserves - Compensation	10,000	10,000	-	0.00%	-	0.00%
Total Non-Departmental	10,000	10,000	-	0.00%	-	0.00%
TOTAL APPROPRIATIONS	\$ 9,853,756	\$ 9,857,327	\$ 7,226,709	73.31%	\$ 11,273,682	95.50%
Projected Net Position December 31	\$ 2,253,033	\$ 2,249,462				
Net Position as of Report Date			\$ 3,615,686			

YTD FINANCIAL REPORT 2021 | GWINNETT COUNTY

Workers' Compensation Fund (604)

The Workers' Compensation Fund accounts for financial transactions related to the payment of workers' compensation claims. Revenue is received from the user departments based upon the number of employees and prior claims.

	FY 2021				FY 2020	
	2021 Adopted Budget	Current Annual Budget as of 10/31/2021	Actuals YTD as of 10/31/2021	% Actual to Current Budget	Actuals YTD as of 10/31/2020	% Actual to 10/31/2020 Budget
Net Position January 1	\$ 8,541,706	\$ 8,541,706	\$ 8,541,706			
Revenues:						
Charges for Services	\$ 4,000,000	\$ 4,000,000	\$ 3,333,334	83.33%	\$ 2,916,667	83.33%
Investment Income	35,125	35,125	61,589	175.34%	135,536	66.93%
Miscellaneous	-	-	163,789	-	132,109	-
Revenues without Use of Net Position	4,035,125	4,035,125	3,558,712	88.19%	3,184,312	86.00%
Use of Net Position	1,539,491	1,540,182	-	0.00%	-	0.00%
TOTAL REVENUES	\$ 5,574,616	\$ 5,575,307	\$ 3,558,712	63.83%	\$ 3,184,312	57.01%
Appropriations:						
Human Resources	\$ 5,564,616	\$ 5,565,307	\$ 2,594,097	46.61%	\$ 2,503,911	44.92%
Non-Departmental:						
Reserves - Compensation	10,000	10,000	-	0.00%	-	0.00%
Total Non-Departmental	10,000	10,000	-	0.00%	-	0.00%
TOTAL APPROPRIATIONS	\$ 5,574,616	\$ 5,575,307	\$ 2,594,097	46.53%	\$ 2,503,911	44.83%
Projected Net Position December 31	\$ 7,002,215	\$ 7,001,524				
Net Position as of Report Date			\$ 9,506,321			

BUDGET ADJUSTMENTS BY FUND - REVENUES

AS OF 10/31/2021

Department/Fund	2021 Adopted Budget	2021 Current Annual Budget - October	Difference (Adjustments Year to Date)	Description	Current Month	Year to Date
General Fund (001)						
Contributions and Donations	\$ 70,250	\$ 2,354,958	\$ 2,284,708	GCID20210168 Approval to accept a donation in the amount of \$10,147.99 from the Community Foundation of Northeast Georgia. Funds will be used to support the operations of the Lawrenceville Community Garden located at Rhodes Jordan Park. The donation was provided from the Belle and Louise Cofer Fund.	\$ -	\$ 10,148
				GCID20210049 Approval to accept a grant in the amount of \$2,263,560.00 from the Center for Tech and Civic Life (CTCL) to assist with the funding for the purpose of planning and operationalizing safe and secure election administration. Approval/authorization for the Chairwoman or designee to sign any and all related documents.	-	2,263,560
				GCID20210612 Approval to accept a donation, in the amount of \$10,000.00, in memory of Sharla A. Gibson. Funds will be used to support the operations of the Gwinnett County Animal Welfare and Enforcement division.	-	10,000
				GCID20210578 Approval to accept a grant, in the amount of \$1,000.00, from the New Initiative Grant Program administered by the Georgia Recreation and Park Association for Building Brains Anywhere. These funds will be utilized to purchase books and literacy material in multiple languages.	-	1,000
				Total: Contributions and Donations	-	2,284,708
Use of Fund Balance	18,864,373	36,463,479	17,599,106	To adjust budget for 90 day job vacancies.	(54,202)	(707,883)
				GCID20190519 Approval to apply for and accept, if awarded, grant funding for the Innovations in Transit Public Safety program administered by the Federal Transit Administration (FTA) up to the amount of \$352,000.00. The County will provide a 20% local match of \$88,000.00.	-	88,000

Department/Fund	2021 Adopted Budget	2021 Current Annual Budget - October	Difference (Adjustments Year to Date)	Description	Current Month	Year to Date
Use of Fund Balance (cont.)				GCID20210939 Award RP025-21, provision of an equity action plan, to HR&A Advisors, Inc., amount not to exceed \$618,450.00 (negotiated cost savings of approximately \$100,000.00). Contract to follow award.	-	575,000
				GCID20211233 Approval /authorization of a Resolution amending the Fiscal Year 2021 Budget to reflect adjustments to revenues based on actual receipts and anticipated appropriations.	15,795,000	15,795,000
				Personal Services - 2021 market adjustment	1,848,989	1,848,989
				Total: Use of Fund Balance	17,589,787	17,599,106
<i>Total: General Fund</i>			19,883,814		17,589,787	19,883,814
Development and Enforcement Services District Fund (104)						
Use of Fund Balance	2,274,605	2,107,971	(166,634)	To adjust budget for 90 day job vacancies.	-	(240,002)
				Personal Services - 2021 market adjustment	73,368	73,368
<i>Total: Development and Enforcement Services District Fund</i>			(166,634)		73,368	(166,634)
Fire and Emergency Medical Services District Fund (102)						
Use of Fund Balance	19,316,251	20,720,260	1,404,009	GCID20201276 Approval to accept a donation of \$2,100.00 from the Community Foundation for Northeast Georgia on behalf of Ordner Construction Foundation. This donation will be used in 2021 to purchase new fitness equipment for Fire Station No. 5.	-	2,100
				To adjust budget for 90 day job vacancies.	(28,252)	(92,859)
				Personal Services - 2021 market adjustment	1,494,768	1,494,768
<i>Total: Fire and Emergency Medical Services District Fund</i>			1,404,009		1,466,516	1,404,009
Police Services District Fund (106)						
Fines and Forfeitures	4,923,698	6,746,620	1,822,922	GCID20210712 Award RP011-20, automated speed detection school zone safety program on an annual contract (June 1, 2021 through May 31, 2022), to the highest scoring firm, REDSPEED Georgia, LLC, estimated revenue \$4,375,012.00 (negotiated increase of 1.6% to commission rate - approximately \$70,000.00.	-	1,822,922

Department/Fund	2021 Adopted Budget	2021 Current Annual Budget - October	Difference (Adjustments Year to Date)	Description	Current Month	Year to Date
Contributions and Donations	-	2,500	2,500	GCID20210275 Approval to accept a donation of \$2,500.00 from the Gwinnett County Police Foundation on behalf of the Ordner Construction Foundation. This donation was used to purchase new fitness equipment for the Gwinnett County Police Department's Central Precinct.	-	2,500
Miscellaneous	297,200	301,200	4,000	GCID20210475 Approval for the Chairwoman to execute a fourth amendment to the Tall Structure Lease Agreement with T-Mobile South to allow modification of equipment located on the communication tower at 4663 Anderson-Livsey Lane, Snellville , Tax Parcel No. R4348 098.	-	2,000
				GCID20210479 Approval for the Chairwoman to execute a fourth amendment to the Tall Structure Lease Agreement with New Cingular Wireless PCS, LLC to allow modification of equipment located on the communication tower at 1850 North Brown Road, Lawrenceville, Tax Parcel No. R7115 008A.	-	2,000
				Total: Miscellaneous	-	4,000
Use of Fund Balance	22,450,197	21,857,551	(592,646)	To adjust budget for 90 day job vacancies.	(10,130)	(120,538)
				GCID20210475 Approval for the Chairwoman to execute a fourth amendment to the Tall Structure Lease Agreement with T-Mobile South to allow modification of equipment located on the communication tower at 4663 Anderson-Livsey Lane, Snellville , Tax Parcel No. R4348 098.	-	(2,000)
				GCID20210479 Approval for the Chairwoman to execute a fourth amendment to the Tall Structure Lease Agreement with New Cingular Wireless PCS, LLC to allow modification of equipment located on the communication tower at 1850 North Brown Road, Lawrenceville, Tax Parcel No. R7115 008A.	-	(2,000)
				GCID20210712 Award RP011-20, automated speed detection school zone safety program on an annual contract (June 1, 2021 through May 31, 2022), to the highest scoring firm, REDSPEED Georgia, LLC, estimated revenue \$4,375,012.00 (negotiated increase of 1.6% to commission rate - approximately \$70,000.00.	-	(1,822,922)

Department/Fund	2021 Adopted Budget	2021 Current Annual Budget - October	Difference (Adjustments Year to Date)	Description	Current Month	Year to Date
				Personal Services - 2021 market adjustment	1,354,814	1,354,814
				Total: Use of Fund Balance	1,344,684	(592,646)
<i>Total: Police Services District Fund</i>			1,236,776		1,344,684	1,236,776
Recreation Fund (105)						
Miscellaneous	1,886,338	1,892,115	5,777	GCID20210965 Approval for the Chairwoman to execute a Third Amendment to the Tall Structure Lease Agreement with T-Mobile South, LLC to allow modification of equipment located on the communications tower at 2568 Chandler Road, Lawrenceville, Tax Parcel No. R5198 004.	-	750
				GCID20210969 Approval for the Chairwoman to execute any and all documents necessary to convey 5.984 square feet of right of way on Tax Parcel No. R5175 036 to the City of Lawrenceville for \$5,027.00.	-	5,027
				Total: Miscellaneous	-	5,777
Use of Fund Balance	10,344,759	10,172,452	(172,307)	To adjust budget for 90 day job vacancies.	(29,544)	(274,026)
				GCID20210965 Approval for the Chairwoman to execute a Third Amendment to the Tall Structure Lease Agreement with T-Mobile South, LLC to allow modification of equipment located on the communications tower at 2568 Chandler Road, Lawrenceville, Tax Parcel No. R5198 004.	-	(750)
				GCID20210969 Approval for the Chairwoman to execute any and all documents necessary to convey 5.984 square feet of right of way on Tax Parcel No. R5175 036 to the City of Lawrenceville for \$5,027.00.	-	(5,027)
				Personal Services - 2021 market adjustment	107,496	107,496
				Total: Use of Fund Balance	77,952	(172,307)
<i>Total: Recreation Fund</i>			(166,530)		77,952	(166,530)
Economic Development Tax Fund (160)						
Intergovernmental	-	83,500	83,500	GCID20211233 Approval/authorization of a Resolution amending the Fiscal Year 2021 Budget to reflect adjustments to revenues based on actual receipts and anticipated appropriations.	83,500	83,500

Department/Fund	2021 Adopted Budget	2021 Current Annual Budget - October	Difference (Adjustments Year to Date)	Description	Current Month	Year to Date
Use of Fund Balance	-	3,796,377	3,796,377	GCID20211233 Approval/authorization of a Resolution amending the Fiscal Year 2021 Budget to reflect adjustments to revenues based on actual receipts and anticipated appropriations.	3,796,377	3,796,377
<i>Total: Economic Development Tax Fund</i>			3,879,877		3,879,877	3,879,877
Street Lighting Fund (002)						
Charges for Services	8,939,212	8,947,299	8,087	GCID20201169 Approval of incorporation into the Gwinnett County Street Lighting Program, Berkeley Creek, estimated upfront capital installation cost of \$22,814.76, estimated annual revenue and operating cost of \$1,840.80. Installation is funded 100% from the 2017 SPLOST Program.	-	1,841
				GCID20201170 Approval of incorporation into the Gwinnett County Street Lighting Program, Planters Walk, estimated upfront capital installation cost of \$37,310.37, estimated annual revenue and operating cost \$3,389.28. Installation is funded 100% from the 2014 SPLOST Program.	-	3,390
				GCID20210784 Approval of incorporation of the Rivercliff Place Subdivision into the Gwinnett County Street Lighting Program. The estimated installation cost is \$9,685.00 and the estimated annual revenue and operating cost is \$2,856.00 for the installation of these streetlights. Installation funded by the 2017 Special Purpose Local option Sales Tax (SPLOST) Program.	-	2,856
<i>Total: Street Lighting Fund</i>			8,087		-	8,087
Crime Victims Assistance Fund (075)						
Use of Fund Balance	213,176	218,808	5,632	Personal Services - 2021 market adjustment	5,632	5,632
<i>Total: Crime Victims Assistance Fund</i>			5,632		5,632	5,632
E-911 Fund (095)						
Use of Fund Balance	7,564,306	7,856,469	292,163	GCID20210212 Approval for the Chairwoman to execute a Supplemental Intergovernmental Agreement between Gwinnett County and the City of Lilburn concerning 911 services.	-	147,567
				Personal Services - 2021 market adjustment	144,596	144,596
<i>Total: E-911 Fund</i>			292,163		144,596	292,163

Department/Fund	2021 Adopted Budget	2021 Current Annual Budget - October	Difference (Adjustments Year to Date)	Description	Current Month	Year to Date
Police Special Justice Fund (070)						
Fines and Forfeitures	-	141,678	141,678	Adjust revenue and appropriation budgets to incorporate collected revenue for confiscated assets for Special Revenue Funds.	-	141,678
Use of Fund Balance	234,110	92,432	(141,678)	Adjust revenue and appropriation budgets to incorporate collected revenue for confiscated assets for Special Revenue Funds.	-	(141,678)
<i>Total: Police Special Justice Fund</i>			-		-	-
Police Special State Fund (072)						
Fines and Forfeitures	-	87,904	87,904	Adjust revenue and appropriation budgets to incorporate collected revenue for confiscated assets for Special Revenue Funds.	1,065	87,904
Use of Fund Balance	124,900	244,490	119,590	Adjust revenue and appropriation budgets to incorporate collected revenue for confiscated assets for Special Revenue Funds.	(1,065)	(87,904)
				GCID20210902 Award OS024-21. purchase of integrated ballistic identification system (IBIS) technology equipment and maintenance, to Forensic Technology Inc., an associate company of Ultra Electronics Forensic Technology Inc., \$207,494.00.	-	207,494
				Total: Use of Fund Balance	(1,065)	119,590
<i>Total: Police Special State Fund</i>			207,494		-	207,494
Sheriff Special Justice Fund (065)						
Fines and Forfeitures	-	192,308	192,308	Adjust revenue and appropriation budgets to incorporate collected revenue for confiscated assets for Special Revenue Funds.	-	192,308
<i>Total: Sheriff Special Justice Fund</i>			192,308		-	192,308
Sheriff Special State Fund (067)						
Fines and Forfeitures	-	350	350	Adjust revenue and appropriation budgets to incorporate collected revenue for confiscated assets for Special Revenue Funds.	-	350
<i>Total: Sheriff Special State Fund</i>			350		-	350

Department/Fund	2021 Adopted Budget	2021 Current Annual Budget - October	Difference (Adjustments Year to Date)	Description	Current Month	Year to Date
Tourism Fund (050)						
Investment Income	-	60,000	60,000	GCID20211233 Approval/authorization of a Resolution amending the Fiscal Year 2021 Budget to reflect adjustments to revenues based on actual receipts and anticipated appropriations.	60,000	60,000
Use of Fund Balance	5,162,690	5,102,690	(60,000)	GCID20211233 Approval/authorization of a Resolution amending the Fiscal Year 2021 Budget to reflect adjustments to revenues based on actual receipts and anticipated appropriations.	(60,000)	(60,000)
<i>Total: Tourism Fund</i>			-		-	-
Airport Operating Fund (520)						
Miscellaneous	1,190,000	1,224,797	34,797	GCID20201189 Approval for the Chairwoman to execute the 6th Amendment to the Lease Agreement between Gwinnett County and Gwinnett Aero, LLC.	-	30,239
				GCID20201190 Approval for the Chairwoman to execute the 2nd Amendment to the Lease Agreement between Gwinnett County and the Gwinnett Experimental Aircraft Association, Chapter 690, Inc.	-	3,168
				GCID20201191 Approval for the Chairwoman to execute the 5th Amendment to the Lease Agreement between Gwinnett County and LZU Hangar, LLC.	-	1,390
				Total: Miscellaneous	-	34,797
Use of Net Position	290,598	260,562	(30,036)	GCID20201189 Approval for the Chairwoman to execute the 6th Amendment to the Lease Agreement between Gwinnett County and Gwinnett Aero, LLC.	-	(30,239)
				GCID20201190 Approval for the Chairwoman to execute the 2nd Amendment to the Lease Agreement between Gwinnett County and the Gwinnett Experimental Aircraft Association, Chapter 690, Inc.	-	(3,168)
				GCID20201191 Approval for the Chairwoman to execute the 5th Amendment to the Lease Agreement between Gwinnett County and LZU Hangar, LLC.	-	(1,390)
				Personal Services - 2021 market adjustment	4,761	4,761
				Total: Use of Net Position	4,761	(30,036)
<i>Total: Airport Operating Fund</i>			4,761		4,761	4,761

Department/Fund	2021 Adopted Budget	2021 Current Annual Budget - October	Difference (Adjustments Year to Date)	Description	Current Month	Year to Date
Economic Development Operating Fund (530)						
Other Financing Sources	-	6,500,000	6,500,000	GCID20210205 Approval /authorization of a Resolution approving the Issuance by the Urban Redevelopment Agency of Gwinnett County, Georgia of its Revenue Bonds (Gwinnett Place Mall Project), Federally Taxable Series 2021 for the purpose of financing the costs of an urban redevelopment project consisting of the acquisition of approximately 39.06 acres of land, together with the improvements and personal property thereon, located at or near the intersection of Satellite Boulevard, Pleasant Hill Road and Interstate 85 in Gwinnett County, Georgia; authorizing the execution and delivery of an Intergovernmental Contract between Gwinnett County and the Urban Redevelopment Agency of Gwinnett County, Georgia relating to the Bonds; establishing budgets as necessary; and for other related purposes.	-	6,500,000
Use of Net Position	436,097	-	(436,097)	GCID20210205 Approval/authorization of a Resolution approving the Issuance by the Urban Redevelopment Agency of Gwinnett County, Georgia of its Revenue Bonds (Gwinnett Place Mall Project), Federally Taxable Series 2021 for the purpose of financing the costs of an urban redevelopment project consisting of the acquisition of approximately 39.06 acres of land, together with the improvements and personal property thereon, located at or near the intersection of Satellite Boulevard, Pleasant Hill Road and Interstate 85 in Gwinnett County, Georgia; authorizing the execution and delivery of an Intergovernmental Contract between Gwinnett County and the Urban Redevelopment Agency of Gwinnett County, Georgia relating to the Bonds; establishing budgets as necessary; and for other related purposes.	-	(436,097)
<i>Total: Economic Development Operating Fund</i>			6,063,903		-	6,063,903

Department/Fund	2021 Adopted Budget	2021 Current Annual Budget - October	Difference (Adjustments Year to Date)	Description	Current Month	Year to Date
Local Transit Operating Fund (515)						
Other Financing Sources	3,500,000	12,088,000	8,588,000	GCID20190519 Approval to apply for and accept, if awarded, grant funding for the Innovations in Transit Public Safety program administered by the Federal Transit Administration (FTA) up to the amount of \$352,000.00. The County will provide a 20% local match of \$88,000.00.	-	88,000
				GCID20211233 Approval/authorization of a Resolution amending the Fiscal Year 2021 Budget to reflect adjustments to revenues based on actual receipts and anticipated appropriations.	8,500,000	8,500,000
				Total: Other Financing Sources	8,500,000	8,588,000
Use of Net Position	5,170,015	-	(5,170,015)	GCID20210605 Award OS013-21, provision of transit system operation and maintenance services on a multi-year contract (21-083), to the highest scoring firm, Transdev Services, Inc. The initial term of this contract shall be July 1, 2021 through June 30, 2022, base amount \$22,284,941.00. This contract may be automatically renewed on an annual basis for a total contract term of three (3) years, total base amount \$73,602,109.90.	-	400,000
				GCID20211233 Approval/authorization of a Resolution amending the Fiscal Year 2021 Budget to reflect adjustments to revenues based on actual receipts and anticipated appropriations.	(5,560,240)	(5,560,240)
				To adjust budget for 90 day job vacancies.	-	(9,775)
				Total: Use of Net Position	(5,560,240)	(5,170,015)
<i>Total: Local Transit Operating Fund</i>			3,417,985		2,939,760	3,417,985
Solid Waste Operating Fund (595)						
Contributions and Donations	-	100,000	100,000	GCID20201192 Approval/authorization to accept a cash grant of up to \$100,000.00 from The Recycling Partnership for the implementation of recycling education initiatives within unincorporated Gwinnett County. Approval/authorization for the Chairwoman or designee to execute grant documents and any other necessary documents. Subject to approval as to form by the Law Department. This grant is funded through The Recycling Partnership with matching County funds up to \$100,000.00. Contract to follow.	-	100,000
<i>Total: Solid Waste Operating Fund</i>			100,000		-	100,000

Department/Fund	2021 Adopted Budget	2021 Current Annual Budget - October	Difference (Adjustments Year to Date)	Description	Current Month	Year to Date
Stormwater Operating Fund (590)						
Use of Net Position	1,069,505	1,071,000	1,495	To adjust budget for 90 day job vacancies.	-	(34,579)
				Personal Services - 2021 market adjustment	36,074	36,074
<i>Total: Stormwater Operating Fund</i>			1,495		36,074	1,495
Water and Sewer Operating Fund (501)						
Charges for Services	347,235,676	347,435,676	200,000	GCID20201136 Approval for the Chairwoman to execute a Developer Participation Agreement between Gwinnett County, the Gwinnett County Water and Sewerage Authority, Darron P. Britt and Buddy Ray Johnson, to outline the responsibilities of the parties as it pertains to the installation of a pump station for a proposed development in unincorporated Gwinnett County.	-	200,000
<i>Total: Water and Sewer Operating Fund</i>			200,000		-	200,000
Administrative Support Fund (665)						
Use of Net Position	-	174,825	174,825	GCID20211233 Approval/authorization of a Resolution amending the Fiscal Year 2021 Budget to reflect adjustments to revenues based on actual receipts and anticipated appropriations.	174,825	174,825
<i>Total: Administrative Support Fund</i>			174,825		174,825	174,825
Group Self-Insurance Fund (605)						
Use of Net Position	2,766,183	2,760,493	(5,690)	To adjust budget for 90 day job vacancies.	-	(15,526)
				Personal Services - 2021 market adjustment	9,836	9,836
<i>Total: Group Self-Insurance Fund</i>			(5,690)		9,836	(5,690)
Risk Management Fund (602)						
Use of Net Position	1,968,448	1,972,019	3,571	Personal Services - 2021 market adjustment	3,571	3,571
<i>Total: Risk Management Fund</i>			3,571		3,571	3,571
Workers' Compensation Fund (604)						
Use of Net Position	1,539,491	1,540,182	691	Personal Services - 2021 market adjustment	691	691
<i>Total: Workers' Compensation Fund</i>			691		691	691
Total Revenue Budget Adjustments			\$ 36,738,887		\$ 27,751,930	\$ 36,738,887

BUDGET ADJUSTMENTS BY FUND - APPROPRIATIONS

AS OF 10/31/2021

Department/Fund	2021 Adopted Budget	2021 Current Annual Budget - October	Difference (Adjustments Year to Date)	Description	Current Month	Year to Date
General Fund (001)						
Board of Commissioners	\$ 1,536,793	\$ 1,710,860	\$ 174,067	GCID20211233 Approval/authorization of a Resolution amending the Fiscal Year 2021 Budget to reflect adjustments to revenues based on actual receipts and anticipated appropriations.	\$ 165,000	\$ 165,000
				Personal Services - 2021 market adjustment.	9,067	9,067
				Total: Board of Commissioners	174,067	174,067
County Administration	2,205,659	2,834,201	628,542	To adjust budget for 90 day job vacancies.	-	(95,683)
				GCID20210939 Award RP025-21 ,provision of an equity action plan, to HR&A Advisors, Inc., amount not to exceed \$618,450.00 (negotiated cost savings of approximately \$100,000.00). Contract to follow award.	-	575,000
				GCID20211233 Approval/authorization of a Resolution amending the Fiscal Year 2021 Budget to reflect adjustments to revenues based on actual receipts and anticipated appropriations.	130,000	130,000
				Personal Services - 2021 market adjustment.	19,225	19,225
				Total: County Administration	149,225	628,542
Financial Services	10,025,621	10,025,526	(95)	To adjust budget for 90 day job vacancies.	-	(29,062)
				Personal Services - 2021 market adjustment.	28,967	28,967
				Total: Financial Services	28,967	(95)
Tax Commissioner	16,022,750	16,088,077	65,327	Personal Services - 2021 market adjustment.	65,327	65,327
Transportation	24,892,267	24,702,106	(190,161)	To adjust budget for 90 day job vacancies.	(19,138)	(271,042)
				Personal Services - 2021 market adjustment.	80,881	80,881
				Total: Transportation	61,743	(190,161)
Planning and Development	2,316,336	2,321,999	5,663	Personal Services - 2021 market adjustment.	5,663	5,663
Police Services	3,740,744	3,752,724	11,980	Personal Services - 2021 market adjustment.	11,980	11,980
Corrections	20,098,149	20,263,773	165,624	Transfer from Non-Departmental: Inmate Medical Reserve.	-	37,784
				To adjust budget for 90 day job vacancies.	-	(36,315)
				Personal Services - 2021 market adjustment.	164,155	164,155
				Total: Corrections	164,155	165,624

Department/Fund	2021 Adopted Budget	2021 Current Annual Budget - October	Difference (Adjustments Year to Date)	Description	Current Month	Year to Date
Community Services	16,956,874	16,876,996	(79,878)	To adjust budget for 90 day job vacancies.	(15,603)	(166,559)
				GCID20210168 Approval to accept a donation in the amount of \$10,147.99 from the Community Foundation of Northeast Georgia. Funds will be used to support the operations of the Lawrenceville Community Garden located at Rhodes Jordan Park. The donation was provided from the Belle and Louise Cofer Fund.	-	10,148
				GCID20210612 Approval to accept a donation, in the amount of \$10,000.00, in memory of Sharla A. Gibson. Funds will be used to support the operations of the Gwinnett County Animal Welfare and Enforcement division.	-	10,000
				GCID20210578 Approval to accept a grant, in the amount of \$1,000.00, from the New Initiative Grant Program administered by the Georgia Recreation and Park Association for Building Brains Anywhere. These funds will be utilized to purchase books and literacy material in multiple languages.	-	1,000
				Personal Services - 2021 market adjustment.	65,533	65,533
				Total: Community Services	49,930	(79,878)
Community Services Subsidies	26,163,799	26,413,799	250,000	GCID20210655 Approval for the Chairwoman to sign the First Amendment to the Subsidy Agreement with Viewpoint Health to include an additional \$250,000.00 for a program to address opioid addiction. The Subsidy Agreement is adjusted from \$793,341.00 to \$1,043,341.00.	-	250,000
Community Services - Elections	5,422,418	7,595,437	2,173,019	To adjust budget for 90 day job vacancies.	(19,461)	(109,222)
				GCID20210049 Approval to accept a grant in the amount of \$2,263,560.00 from the Center for Tech and Civic Life (CTCL) to assist with the funding for the purpose of planning and operationalizing safe and secure election administration. Approval/authorization for the Chairwoman or designee to sign any and all related documents.	-	2,263,560
				Personal Services - 2021 market adjustment.	18,681	18,681
				Total: Community Services Elections	(780)	2,173,019

Department/Fund	2021 Adopted Budget	2021 Current Annual Budget - October	Difference (Adjustments Year to Date)	Description	Current Month	Year to Date
Juvenile Court	8,787,291	9,716,576	929,285	Transfer from Non-Departmental: Court Reporters Reserve.	14,500	192,000
				Transfer from Non-Departmental: Indigent Defense Reserve.	67,000	596,600
				Transfer from Non-Departmental: Court Interpreters Reserve.	5,000	96,100
				Personal Services - 2021 market adjustment.	44,585	44,585
				Total: Juvenile Court	131,085	929,285
Sheriff	111,219,047	112,798,903	1,579,856	Transfer from Non-Departmental: Inmate Medical Reserve.	-	623,500
				Personal Services - 2021 market adjustment.	956,356	956,356
				Total: Sheriff	956,356	1,579,856
Clerk of Court	13,124,317	13,188,782	64,465	Personal Services - 2021 market adjustment.	64,465	64,465
Judiciary	26,844,236	30,298,462	3,454,226	Transfer from Non-Departmental: Indigent Defense Reserve.	184,000	2,975,100
				Transfer from Non-Departmental: Court Interpreters Reserve.	20,300	364,200
				Personal Services - 2021 market adjustment.	114,926	114,926
				Total: Judiciary	319,226	3,454,226
Probate Court	3,384,893	3,564,436	179,543	Transfer from Non-Departmental: Court Interpreters Reserve.	1,500	6,600
				Transfer from Non-Departmental: Indigent Defense Reserve.	13,500	156,150
				Personal Services - 2021 market adjustment.	16,793	16,793
				Total: Probate Court	31,793	179,543
District Attorney	19,247,754	19,390,126	142,372	Personal Services - 2021 market adjustment.	142,372	142,372
Solicitor General	6,494,601	6,535,114	40,513	Transfer from Non-Departmental: Court Reporters Reserve.	-	500
				Personal Services - 2021 market adjustment.	40,013	40,013
				Total: Solicitor General	40,013	40,513
Support Services	163,337	248,337	85,000	Transfer from Contingency	-	85,000
Non-Departmental: Contingency	2,700,000	2,523,016	(176,984)	Transfer to Support Services	-	(85,000)
				Award RP023-21, provision of an operational performance assessment, to Mauldin & Jenkins, LLC, amount not to exceed \$291,984.00.	-	(91,984)
				Total: Contingency	-	(176,984)
Contribution to Capital	21,590,058	28,590,058	7,000,000	GCID20211233 Approval/authorization of a Resolution amending the Fiscal Year 2021 Budget to reflect adjustments to revenues based on actual receipts and anticipated appropriations.	7,000,000	7,000,000

Department/Fund	2021 Adopted Budget	2021 Current Annual Budget - October	Difference (Adjustments Year to Date)	Description	Current Month	Year to Date
Contribution to Local Transit	3,500,000	12,088,000	8,588,000	GCID20190519 Approval to apply for and accept, if awarded, grant funding for the Innovations in Transit Public Safety program administered by the Federal Transit Administration (FTA) up to the amount of \$352,000.00. The County will provide a 20% local match of \$88,000.00.	-	88,000
				GCID20211233 Approval/authorization of a Resolution amending the Fiscal Year 2021 Budget to reflect adjustments to revenues based on actual receipts and anticipated appropriations.	8,500,000	8,500,000
				Total: Contribution to Local Transit	8,500,000	8,588,000
Reserves - Court Interpreters	751,750	284,850	(466,900)	Transfer to Juvenile Court.	(5,000)	(96,100)
				Transfer to Judiciary.	(20,300)	(364,200)
				Transfer to Probate Court.	(1,500)	(6,600)
				Total: Reserves - Court Interpreters	(26,800)	(466,900)
Reserves - Court Reporters	223,121	30,621	(192,500)	Transfer to Juvenile Court.	(14,500)	(192,000)
				Transfer to Solicitor General.	-	(500)
				Total: Reserves - Court Reporters	(14,500)	(192,500)
Reserves - Indigent Defense	5,630,000	1,902,150	(3,727,850)	Transfer to Juvenile Court.	(67,000)	(596,600)
				Transfer to Judiciary.	(184,000)	(2,975,100)
				Transfer to Probate Court.	(13,500)	(156,150)
				Total: Reserves - Indigent Defense	(264,500)	(3,727,850)
Reserves - Prisoner Medical	1,503,799	842,515	(661,284)	Transfer to Corrections.	-	(38,784)
				Transfer to Sheriff.	-	(622,500)
				Total: Reserves - Prisoner Medical	-	(661,284)
Other Miscellaneous	750,000	591,984	(158,016)	GCID20210655 Approval for the Chairwoman to sign the First Amendment to the Subsidy Agreement with Viewpoint Health to include an additional \$250,000.00 for a program to address opioid addiction. The Subsidy Agreement is adjusted from \$793,341.00 to \$1,043,341.00.	-	(250,000)
				Award RP023-21, provision of an operational performance assessment, to Mauldin & Jenkins, LLC, amount not to exceed \$291,984.00.	-	91,984
				Total: Other Miscellaneous	-	(158,016)
			10,204,466	Total: Non-Departmental	15,194,200	10,204,466
<i>Total: General Fund</i>			19,883,814		17,589,787	19,883,814
Development and Enforcement Services District Fund (104)						
Planning and Development	13,189,021	13,022,387	(166,634)	To adjust budget for 90 day job vacancies.	-	(240,002)
				Personal Services - 2021 market adjustment.	73,368	73,368
<i>Total: Development and Enforcement Services District Fund</i>			(166,634)		73,368	(166,634)

Department/Fund	2021 Adopted Budget	2021 Current Annual Budget - October	Difference (Adjustments Year to Date)	Description	Current Month	Year to Date
Fire and Emergency Medical Services District Fund (102)						
Planning and Development	1,110,620	1,093,370	(17,250)	To adjust budget for 90 day job vacancies.	-	(20,880)
				Personal Services - 2021 market adjustment.	3,630	3,630
				Total: Planning and Development	3,630	(17,250)
Fire and Emergency Services	137,315,973	138,737,232	1,421,259	GCID20201276 Approval to accept a donation of \$2,100.00 from the Community Foundation for Northeast Georgia on behalf of Ordner Construction Foundation. This donation will be used in 2021 to purchase new fitness equipment for Fire Station No. 5.	-	2,100
				To adjust budget for 90 day job vacancies.	(28,252)	(71,979)
				Personal Services - 2021 market adjustment.	1,491,138	1,491,138
				Total: Fire and Emergency Services	1,462,886	1,421,259
<i>Total: Fire and Emergency Services District Fund</i>			1,404,009		1,466,516	1,404,009
Police Services District Fund (106)						
Police Services	134,129,516	135,469,796	1,340,280	Transfer from Non-Departmental: Inmate Medical Reserve.	-	125,000
				To adjust budget for 90 day job vacancies.	(10,130)	(120,538)
				GCID20210275 Approval to accept a donation of \$2,500.00 from the Gwinnett County Police Foundation on behalf of the Ordner Construction Foundation. This donation was used to purchase new fitness equipment for the Gwinnett County Police Department's Central Precinct.	-	2,500
				Personal Services - 2021 market adjustment.	1,333,318	1,333,318
				Total: Police Services	1,323,188	1,340,280
Recorder's Court	2,105,796	2,274,438	168,642	Transfer from Non-Departmental: Indigent Defense Reserve.	7,000	87,200
				Transfer from Non-Departmental: Court Interpreter's Reserve.	5,100	73,300
				Personal Services - 2021 market adjustment.	8,142	8,142
				Total: Recorder's Court	20,242	168,642
Solicitor General	831,691	835,294	3,603	Personal Services - 2021 market adjustment.	3,603	3,603
Clerk of Recorder's Court	1,810,197	1,819,948	9,751	Personal Services - 2021 market adjustment.	9,751	9,751

Department/Fund	2021 Adopted Budget	2021 Current Annual Budget - October	Difference (Adjustments Year to Date)	Description	Current Month	Year to Date
Non-Departmental	5,108,250	4,822,750	(285,500)	Transfer to Recorder's Court - From Indigent Defense Reserve.	(7,000)	(87,200)
				Transfer to Recorder's Court - From Court Interpreter's Reserve.	(5,100)	(73,300)
				Transfer to Police Services - From Inmate Medical Reserve.	-	(125,000)
				Total: Non-Departmental	(12,100)	(285,500)
<i>Total: Police Services District Fund</i>			1,236,776		1,344,684	1,236,776
Recreation Fund (105)						
Community Services	47,555,893	47,389,363	(166,530)	To adjust budget for 90 day job vacancies.	(29,544)	(274,026)
				Personal Services - 2021 market adjustment.	107,496	107,496
<i>Total: Recreation Fund</i>			(166,530)		77,952	(166,530)
Economic Development Tax Fund (160)						
Development Authority Activity	9,665,386	13,665,386	4,000,000	GCID20211233 Approval/authorization of a Resolution amending the Fiscal Year 2021 Budget to reflect adjustments to revenues based on actual receipts and anticipated appropriations.	4,000,000	4,000,000
Contribution to Fund Balance	120,123	-	(120,123)	GCID20211233 Approval/authorization of a Resolution amending the Fiscal Year 2021 Budget to reflect adjustments to revenues based on actual receipts and anticipated appropriations.	(120,123)	(120,123)
<i>Total: Economic Development Tax Fund</i>			3,879,877		3,879,877	3,879,877
Street Lighting Fund (002)						
Transportation	8,385,664	8,394,034	8,370	GCID20201169 Approval of incorporation into the Gwinnett County Street Lighting Program, Berkeley Creek, estimated upfront capital installation cost of \$22,814.76, estimated annual revenue and operating cost of \$1,840.80. Installation is funded 100% from the 2017 SPLOST Program.	-	1,841
				GCID20201170 Approval of incorporation into the Gwinnett County Street Lighting Program, Planters Walk, estimated upfront capital installation cost of \$37,310.37, estimated annual revenue and operating cost \$3,389.28. Installation is funded 100% from the 2014 SPLOST Program.	-	3,390

Department/Fund	2021 Adopted Budget	2021 Current Annual Budget - October	Difference (Adjustments Year to Date)	Description	Current Month	Year to Date
Transportation (cont.)				GCID20210784 Approval of incorporation of the Rivercliff Place Subdivision into the Gwinnett County Street Lighting Program. The estimated installation cost is \$9,685.00 and the estimated annual revenue and operating cost is \$2,856.00 for the installation of these streetlights. Installation funded by the 2017 Special Purpose Local option Sales Tax (SPLIST) Program.	-	2,856
				Personal Services - 2021 market adjustment.	283	283
				Total: Transportation	283	8,370
Contribution to Fund Balance	543,110	542,827	(283)	Personal Services - 2021 market adjustment.	(283)	(283)
<i>Total: Street Lighting Fund</i>			8,087		-	8,087
Crime Victims Assistance Fund (075)						
District Attorney	450,261	452,782	2,521	Personal Services - 2021 market adjustment.	2,521	2,521
Solicitor General	420,137	423,248	3,111	Personal Services - 2021 market adjustment.	3,111	3,111
<i>Total: Crime Victims Assistance Fund</i>			5,632		5,632	5,632
E-911 Fund (095)						
Police Services	21,881,143	22,025,739	144,596	Personal Services - 2021 market adjustment.	144,596	144,596
Non-Departmental	5,256,223	5,403,790	147,567	GCID20210212 Approval for the Chairwoman to execute a Supplemental Intergovernmental Agreement between Gwinnett County and the City of Lilburn concerning 911 services.	-	147,567
<i>Total: E-911 Fund</i>			292,163		144,596	292,163
Police Special State Fund (072)						
Police Special Investigation Operations	124,900	332,394	207,494	GCID20210902 Award OS024-21. purchase of integrated ballistic identification system (IBIS) technology equipment and maintenance, to Forensic Technology Inc., an associate company of Ultra Electronics Forensic Technology Inc., \$207,494.00.	-	207,494
<i>Subtotal: Police Special State Fund</i>			207,494		-	207,494

Department/Fund	2021 Adopted Budget	2021 Current Annual Budget - October	Difference (Adjustments Year to Date)	Description	Current Month	Year to Date
Sheriff Special Justice Fund (065)						
Sheriff Special Operations	200,000	392,308	192,308	Adjust revenue and appropriation budgets to incorporate collected revenue for confiscated assets for Special Revenue Funds.	-	192,308
<i>Total: Sheriff Special Justice Fund</i>			192,308		-	192,308
Sheriff Special State Fund (067)						
Sheriff Special Operations	100,000	100,350	350	Adjust revenue and appropriation budgets to incorporate collected revenue for confiscated assets for Special Revenue Funds.	-	350
<i>Total: Sheriff Special State Fund</i>			350		-	350
Airport Operating Fund (520)						
Transportation	2,446,598	2,451,359	4,761	Personal Services - 2021 market adjustment.	4,761	4,761
<i>Total: Airport Operating Fund</i>			4,761		4,761	4,761
Economic Development Operating Fund (530)						
Economic Development Activity	5,612,697	8,043,410	2,430,713	GCID20210205 Approval/authorization of a Resolution approving the Issuance by the Urban Redevelopment Agency of Gwinnett County, Georgia of its Revenue Bonds (Gwinnett Place Mall Project), Federally Taxable Series 2021 for the purpose of financing the costs of an urban redevelopment project consisting of the acquisition of approximately 39.06 acres of land, together with the improvements and personal property thereon, located at or near the intersection of Satellite Boulevard, Pleasant Hill Road and Interstate 85 in Gwinnett County, Georgia; authorizing the execution and delivery of an Intergovernmental Contract between Gwinnett County and the Urban Redevelopment Agency of Gwinnett County, Georgia relating to the Bonds; establishing budgets as necessary; and for other related purposes.	-	2,430,713

Department/Fund	2021 Adopted Budget	2021 Current Annual Budget - October	Difference (Adjustments Year to Date)	Description	Current Month	Year to Date
Working Capital Reserve	-	3,633,190	3,633,190	GCID20210205 Approval/authorization of a Resolution approving the Issuance by the Urban Redevelopment Agency of Gwinnett County, Georgia of its Revenue Bonds (Gwinnett Place Mall Project), Federally Taxable Series 2021 for the purpose of financing the costs of an urban redevelopment project consisting of the acquisition of approximately 39.06 acres of land, together with the improvements and personal property thereon, located at or near the intersection of Satellite Boulevard, Pleasant Hill Road and Interstate 85 in Gwinnett County, Georgia; authorizing the execution and delivery of an Intergovernmental Contract between Gwinnett County and the Urban Redevelopment Agency of Gwinnett County, Georgia relating to the Bonds; establishing budgets as necessary; and for other related purposes.	-	3,633,190
<i>Total: Economic Development Operating Fund</i>			6,063,903		-	6,063,903
Local Transit Operating Fund (515)						
Transportation	12,005,590	12,492,564	486,974	GCID20210605 Award OS013-21, provision of transit system operation and maintenance services on a multi-year contract (21-083), to the highest scoring firm, Transdev Services, Inc. The initial term of this contract shall be July 1, 2021 through June 30, 2022, base amount \$22,284,941.00. This contract may be automatically renewed on an annual basis for a total contract term of three (3) years, total base amount \$73,602,109.90.	-	400,000
				To adjust budget for 90 day job vacancies.	-	(9,775)
				GCID20190519 Approval to apply for and accept, if awarded, grant funding for the Innovations in Transit Public Safety program administered by the Federal Transit Administration (FTA) up to the amount of \$352,000.00. The County will provide a 20% local match of \$88,000.00.	-	88,000
				Personal Services - 2021 market adjustment.	8,749	8,749
				Total: Transportation	8,749	486,974

Department/Fund	2021 Adopted Budget	2021 Current Annual Budget - October	Difference (Adjustments Year to Date)	Description	Current Month	Year to Date
Working Capital Reserve	-	2,931,011	2,931,011	GCID20211233 Approval/authorization of a Resolution amending the Fiscal Year 2021 Budget to reflect adjustments to revenues based on actual receipts and anticipated appropriations.	2,939,760	2,939,760
				Personal Services - 2021 market adjustment.	(8,749)	(8,749)
				Total: Working Capital Reserve	2,931,011	2,931,011
<i>Total: Local Transit Operating Fund</i>			3,417,985		2,939,760	3,417,985
Solid Waste Operating Fund (595)						
Support Services	45,448,143	45,553,816	105,673	GCID20201192 Approval/authorization to accept a cash grant of up to \$100,000.00 from The Recycling Partnership for the implementation of recycling education initiatives within unincorporated Gwinnett County. Approval/authorization for the Chairwoman or designee to execute grant documents and any other necessary documents. Subject to approval as to form by the Law Department. This grant is funded through The Recycling Partnership with matching County funds up to \$100,000.00. Contract to follow.	-	100,000
				Personal Services - 2021 market adjustment.	5,673	5,673
				Total: Support Services	5,673	105,673
Working Capital Reserve	53,905	48,232	(5,673)	Personal Services - 2021 market adjustment	(5,673)	(5,673)
<i>Total: Solid Waste Operating Fund</i>			100,000		-	100,000
Stormwater Operating Fund (590)						
Planning and Development	1,205,570	1,210,017	4,447	Personal Services - 2021 market adjustment.	4,447	4,447
Water Resources	30,516,266	30,513,314	(2,952)	To adjust budget for 90 day job vacancies.	-	(34,579)
				Personal Services - 2021 market adjustment.	31,627	31,627
				Total: Water Resources	31,627	(2,952)
<i>Total: Stormwater Operating Fund</i>			1,495		36,074	1,495
Water and Sewer Operating Fund (501)						
Planning and Development	985,526	963,093	(22,433)	To adjust budget for 90 day job vacancies.	-	(25,745)
				Personal Services - 2021 market adjustment.	3,312	3,312
				Total: Planning and Development	3,312	(22,433)
Water Resources	363,461,506	363,044,360	(417,146)	To adjust budget for 90 day job vacancies.	-	(830,678)
				Personal Services - 2021 market adjustment.	413,532	413,532

Department/Fund	2021 Adopted Budget	2021 Current Annual Budget - October	Difference (Adjustments Year to Date)	Description	Current Month	Year to Date
				Total: Water Resources	413,532	(417,146)
Working Capital Reserve	2,640,762	3,280,341	639,579	GCID20201136 Approval for the Chairwoman to execute a Developer Participation Agreement between Gwinnett County, the Gwinnett County Water and Sewerage Authority, Darron P. Britt and Buddy Ray Johnson, to outline the responsibilities of the parties as it pertains to the installation of a pump station for a proposed development in unincorporated Gwinnett County.	-	200,000
				To adjust budget for 90 day job vacancies.	-	856,423
				Personal Services - 2021 market adjustment.	(416,844)	(416,844)
				Total: Working Capital Reserve	(416,844)	639,579
<i>Total: Water and Sewer Operating Fund</i>			200,000		-	200,000
Administrative Support Fund (665)						
Communications	-	3,809,107	3,809,107	GCID20211233 Approval/authorization of a Resolution amending the Fiscal Year 2021 Budget to reflect adjustments to revenues based on actual receipts and anticipated appropriations.	3,834,600	3,834,600
				To adjust budget for 90 day job vacancies.	(25,493)	(25,493)
				Total: Communications	3,809,107	3,809,107
County Administration	5,578,690	2,358,143	(3,220,547)	To adjust budget for 90 day job vacancies.	-	(69,622)
				GCID20211233 Approval/authorization of a Resolution amending the Fiscal Year 2021 Budget to reflect adjustments to revenues based on actual receipts and anticipated appropriations.	(3,182,151)	(3,182,151)
				Personal Services - 2021 market adjustment.	31,226	31,226
				Total: County Administration	(3,150,925)	(3,220,547)
Financial Services	11,685,010	11,601,732	(83,278)	To adjust budget for 90 day job vacancies.	-	(160,175)
				Personal Services - 2021 market adjustment.	76,897	76,897
				Total: Financial Services	76,897	(83,278)
Human Resources	4,859,404	4,912,473	53,069	To adjust budget for 90 day job vacancies.	-	(73,322)
				GCID20211233 Approval/authorization of a Resolution amending the Fiscal Year 2021 Budget to reflect adjustments to revenues based on actual receipts and anticipated appropriations.	100,000	100,000
				Personal Services - 2021 market adjustment.	26,391	26,391
				Total: Human Resources	126,391	53,069

Department/Fund	2021 Adopted Budget	2021 Current Annual Budget - October	Difference (Adjustments Year to Date)	Description	Current Month	Year to Date
Information Technology	47,226,935	46,917,023	(309,912)	To adjust budget for 90 day job vacancies.	-	(447,625)
				Personal Services - 2021 market adjustment.	137,713	137,713
				Total: Information Technology	137,713	(309,912)
Law	2,824,829	2,814,092	(10,737)	To adjust budget for 90 day job vacancies.	-	(31,368)
				Personal Services - 2021 market adjustment.	20,631	20,631
				Total: Law	20,631	(10,737)
Support Services	18,835,886	18,786,341	(49,545)	To adjust budget for 90 day job vacancies.	(42,142)	(120,096)
				Personal Services - 2021 market adjustment.	70,551	70,551
				Total: Support Services	28,409	(49,545)
Working Capital Reserve	13,332	-	(13,332)	To adjust budget for 90 day job vacancies.	67,635	927,701
				GCID20211233 Approval/authorization of a Resolution amending the Fiscal Year 2021 Budget to reflect adjustments to revenues based on actual receipts and anticipated appropriations.	(577,624)	(577,624)
				Personal Services - 2021 market adjustment.	(363,409)	(363,409)
				Total: Working Capital Reserve	(873,398)	(13,332)
				<i>Total: Administrative Support Fund</i>		
Fleet Management Fund (610)						
Support Services	8,445,343	8,439,227	(6,116)	To adjust budget for 90 day job vacancies.	-	(32,794)
				Personal Services - 2021 market adjustment.	26,678	26,678
				Total: Support Services	26,678	(6,116)
Working Capital Reserve	834,407	840,523	6,116	To adjust budget for 90 day job vacancies.	-	32,794
				Personal Services - 2021 market adjustment.	(26,678)	(26,678)
				Total: Working Capital Reserve	(26,678)	6,116
<i>Total: Fleet Management Fund</i>						
Group Self-Insurance Fund (605)						
Human Resources	75,072,049	75,066,359	(5,690)	To adjust budget for 90 day job vacancies.	-	(15,526)
				Personal Services - 2021 market adjustment.	9,836	9,836
<i>Total: Group Self-Insurance Fund</i>						
				(5,690)	9,836	(5,690)

Department/Fund	2021 Adopted Budget	2021 Current Annual Budget - October	Difference (Adjustments Year to Date)	Description	Current Month	Year to Date
Risk Management Fund (602)						
Financial Services	9,843,756	9,847,327	3,571	Personal Services - 2021 market adjustment.	3,571	3,571
<i>Total: Risk Management Fund</i>			3,571		3,571	3,571
Workers' Compensation Fund (604)						
Human Resources	5,564,616	5,565,307	691	Personal Services - 2021 market adjustment.	691	691
<i>Total: Workers' Compensation Fund</i>			691		691	691
Total Appropriation Budget Adjustments			\$ 36,738,887		\$ 27,751,930	\$ 36,738,887